

# GARDEN 2024

Lawn and Soil Care  
Tree and Shrub Care  
Watering and Drainage





## POWER X-CHANGE

<b>Power X-Change   Cordless Excellence.</b>	<b>6</b>		
Robot Lawn Mowers	10	Cordless Telescopic Hedge Trimmers	40
Petrol Lawn Mower (Power X-Change Electric Start)	14	Cordless Chainsaws	41
Cordless Lawn Mowers	15	Cordless Chain Sharpener	42
Cordless Cylinder Lawn Mower	22	Cordless Pruning Chainsaw	43
Cordless Spreader	23	Cordless Leaf Blowers	44
Cordless Universal Spreader	23	Cordless Universal Blower	44
Cordless Scarifiers/Aerators	24	Cordless Leaf Vacuums	45
Cordless Scarifiers	25	Cordless Knife Shredder	46
Cordless Tillers	26	Cordless Grass and Shrub Shears	47
Cordless Snow Thrower	26	Cordless Pruning Saw	48
Cordless Scythes	27	Cordless Pruning Shears	48
Cordless Lawn Trimmers	28	Cordless Pressure Sprayers	49
Cordless Lawn Edge Trimmer	31	Cordless Fans	50
Cordless Grout Cleaner	31	Battery Belt	51
Cordless Surface Brush	32	Gas Hot Air Generator with Rechargeable Battery	51
Cordless Hedge Trimmers	35	Cordless Hose Reels (Water)	52
Cordless Olive and Fruit Harvester	37	Cordless Automatic Garden Pump	54
Cordless Multifunctional Tools	38	Cordless Garden Pumps	55
Cordless Pole-Mounted Pruners	39	Cordless Clear Water Pumps	56
		Cordless Dirty Water Pumps	58



## PROFESSIONAL

<b>Einhell Professional</b>	<b>60</b>		
Power X-Change Robot Lawn Mower	62	Cordless Hedge Trimmer	73
Cordless Lawn Mowers	63	Top-handled Cordless Chainsaw	74
Cordless Tiller	69	Cordless Chainsaw	75
Cordless Earth Auger	70	Cordless Leaf Blowers	76
Cordless Lawn Trimmer	72	Cordless Leaf Vacuum	79



## POWER X-CHANGE ACCESSORIES

System Cases E-Case	80	The Battery Guide – Running Time Tables	90
Power X-Change Accessories – Cases // Bags	82	Battery Charging Time Table	94
Power X-Change Accessories – Batteries // Twin Packs // Chargers // Starter Kits	83	The Power X-Change Partners	95



## GARDEN CARE

<b>Lawn and Soil Care</b>	<b>96</b>	<b>Tree and Shrub Care</b>	<b>115</b>
Robot Lawn Mower	98	Electric Hedge Trimmers	117
Electric Lawn Mowers	99	Petrol Hedge Trimmer	118
Petrol Lawn Mowers	100	Cordless Grass and Shrub Shears	119
Hand Lawn Mowers	104	Electric Pole-Mounted Pruner	120
Electric Scarifiers/Aerators	106	Electric Telescopic Hedge Trimmers	120
Petrol Scarifier	107	Electric Multifunctional Tool	121
Garden Roller	108	Electric Chainsaws	122
Electric Grout Cleaner	108	Petrol Chainsaws	124
Multi-Purpose Spreader	108	Electric Chain Sharpeners	124
Electric Lawn Trimmers	109	Woodworking Tools Accessories	125
Petrol Lawn Trimmer	110	Electric Leaf Vacuums	126
Petrol Multifunctional Tool	110	Garden Shredders	127
Petrol Scythes	111	Electric Roller Shredders	127
Petrol Tillers	113		
Electric Tillers	114		



## WATER TECHNOLOGY

<b>Watering / Drainage / Domestic Water Sup</b>	<b>128</b>	Surface Pumps PLUS	142
AQUA SENSOR Clear Water Pump	132	Garden Pumps PLUS	144
Aqua Sensor Dirty Water Pumps	133	Garden Pumps	147
Multi-Purpose Pumps	134	Automatic Home and Garden Pump SMART	148
Submersible Pumps Dirty/Clear Water ECO	136	Automatic Home and Garden Pumps PLUS	149
Dirty Water Pumps	136	Automatic Home and Garden Pumps	149
Clear Water Pumps	138	Water Works PLUS	150
Rain Barrel Pump	139	Water Works	152
Submersible Pressure Pumps	140	Petrol Water Pumps	153
Deep Well Pumps	141		

<b>Accessories / Spare Parts</b>	<b>154</b>	<b>Service</b>	<b>168</b>
<b>Sales Support</b>	<b>166</b>		

### THE EINHELL GUARANTEE PROMISE.

We develop our products so that you can make everything possible. Our priority here is functionality, safety and quality. That is our promise and this is backed up by our guarantees too.

- **Einhell Product Warranty**  
Warranty extension for all Einhell products to 3 years.
- **PurePOWER Brushless Warranty**  
Warranty extension for all PurePOWER Brushless products to 10 years.\*
- **30 Day Money-Back Guarantee**  
For 100% satisfaction with your Power X-Change device.
- **Power X-Change Battery Warranty**  
Warranty extension for Power X-Change batteries to 3 years.



### THIS IS HOW:

Find out more at [einhell.de](http://einhell.de), register in your customer account and apply for the warranty. Further information is available at [www.einhell.de/en/services/warranties/](http://www.einhell.de/en/services/warranties/)

[einhell.de](http://einhell.de)  
>>>

\* This warranty covers only defects in the engine that are due to a material or manufacturing defect!

# EINHELL IS OFFICIAL HOME & GARDEN EXPERT OF FC BAYERN!

## WE ARE PARTNERS. EINHELL AN FC BAYERN MÜNCHEN.

In our search for a partner for whom performance and endurance are just as important as they are for us, who values power and flexibility and consistently pursues their goals, we have found what we were looking for: As of August 2021, **Einhell as Gold Partner has been appointed as an Home & Garden Expert of FC Bayern.** Whether on the pitch or around the Allianz Arena: Be there when we implement exciting projects with our Power X-Change battery system so that the players can make everything possible on the pitch.

## A PARTNERSHIP. ON THE SAME LEVEL.

Inspire people by giving your all every day. Working as a team with performance and perseverance to meet every challenge. And thereby convince with their own technology and competence. Einhell and FC Bayern not only share a love of their home in the heart of Bavaria, but especially also common values and the same mindset. As the team behind the FC Bayern team, we are now the club's Official Home and Garden Expert, the experts and enablers for smooth match and training operations.

**Powerful enabler meets German record champion. The mission? Enabling the Next Level.**

## EINHELL MAKES IT POSS. TWO NEW ARRIVALS FOR FC BAYERN MÜNCHEN.

Andreas Kroiss, Chairman of the Management Board of Einhell Germany AG, points out that the partnership with Bayern München football club involves work at various levels. "With the two Power X-Change products in our FC Bayern München Special Edition we have made the hearts of many DIYers and amateur gardeners among Bayern München fans to beat that little bit faster."

In the FC Bayern München Fan Shop you will find a 36 V cordless lawn mower in FC Bayern München design. It is powered by a brushless electric motor and features a 6-level central cutting height adjustment facility, a folding long handle height-adjustable to 3 levels, and a grass catch basket with fill level indicator.

Also available in the FC Bayern München Special Edition is the powerful cordless impact drill/driver TP-CD 18/50 Li-i Brushless, which thanks to its brushless motor convinces likewise by delivering more power and running longer. Both the impact drill/driver and the lawn mower are supplied with two battery packs. All batteries/chargers and products of the Power X-Change range are compatible with one another.

**For more information about our FC Bayern München Special Edition products go to [www.einhell.de](http://www.einhell.de)**



*„FC Bayern is a global brand in world football with a clear strategy and an inherent desire to succeed. We at Einhell live by this standard too. This partnership with the record champions and two-time treble winners underlines our ambition to assume a market-leading role in all markets in which we operate.“*

Andreas Kroiss,  
CEO of Einhell Germany AG



**Einhell**  
Official Home & Garden Expert



**E** **Einhell**  
CORDLESS EXCELLENCE.

**POWER X-CHANGE**

**TWO PARTNERS. ONE MISSION.**  
**MAXIMUM PERFORMANCE.**



**EINHELL IS A PROUD PARTNER OF  
MERCEDES-AMG PETRONAS F1 TEAM**

Official Tool Expert

**E** **Einhell**



**AMG**  
**PETRONAS**  
FORMULA ONE TEAM



**CORDLESS EXCELLENCE.**

**CONVINCING. AGAIN AND AGAIN.**



*„We are incredibly proud to regularly get the best marks in competition with our strongest rivals, underlining our cordless expertise with rechargeable batteries.“*


Andreas Kroiss, CEO of Einhell Germany AG



## **CORDLESS EXCELLENCE THAT CONVINCES. ONLY FROM EINHELL.**

It became clear to us early on that our customers wanted the freedom of cordless operation. We decided accordingly to concentrate fully on the sector of cordless technology and on the expansion of our Power X-Change system of rechargeable batteries. In numerous product tests carried out by prestigious trade journals and independent experts we have been rewarded with “top marks” and the position of

“best in the test”, confirming the outstanding quality of our products and underlining Einhell’s bundled competence. It is our aim to inspire our customers with Einhell cordless power and to provide them with freedom, fun and enjoyment on all their jobs around the house and garden. This will make Power X-Change a synonym for cordless freedom.



**CORDLESS FREEDOM.  
THE BATTERY SYSTEM FOR YOUR  
HOME AND GARDEN.**

**At last – no more too short or severed cables.**

When you have no longer to worry about extension cables that are too short or sufficient sockets. When the device comes to the project instead of the other way round. When you simply insert the battery and are ready to go, whether it is a lawn mower, garden pump, rotary hammer or wet and dry vacuum cleaner. Than that is the feeling of cordless freedom.



**1 BATTERY FITS ALL TOOLS.  
FOR DIY ENTHUSIASTS AND  
HOBBY GARDENERS.**

**Just as versatile as you: Battery power for every situation.**

With more than 300 battery operated DIY and garden tools, Power X Change is already the broadest battery platform for the ambitious DIYer and amateur gardener. And it's not stopping there! By the year 2027 the battery platform will feature more than 450 tools. What's so special about it is that all products from the Power X Change platform can be operated with just one battery type (18 V).



**POWERFUL MACHINES.  
LONG-LASTING BATTERIES.**

**Battery power for all your projects.**

Less power? No way! Our cordless machines offer up to 2700 W of battery power and 8 Ah of capacity, making them easily a match for corded machines! Whether you just want to hang a shelf or drill through a solid concrete wall, with Power X-Change you are equipped to meet any challenge with power and endurance.



**EINHELL PROFESSIONAL.  
FOR THE HIGHEST DEMANDS.**

**Maximum performance now also for professionals.**

With its Professional series of cordless tools, Einhell now also offers a high quality line that is equally suitable for demanding jobs in the commercial sector. Top quality standards, a full range of functions and an optimised design now help the professional user as well to achieve maximum performance on his or her assignments!



**LATEST TECHNOLOGY.  
PROVEN QUALITY.**

**For the highest level of safety and performanc.**

Power X-Change batteries are the core component of our platform. That's why we use only the best components such as high-performance new-generation cells and our intelligent processor-controlled battery electronics. This makes our PXC battery one of the safest in the industry and ensures efficiency, reliability and durability.



**ACTIVE BATTERY MANAGEMENT SYSTEM.  
INTELLIGENT ELECTRONIC CONTROL SYSTEM.**

The computer-assisted Active Battery Management System permanently monitors and controls all the safety-related processes of the electrical components and associated hardware. This results in a whole range of advantages:

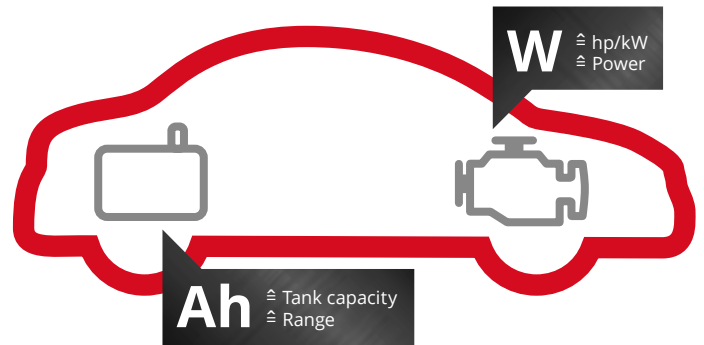
- MAXIMISED RUNNING TIMES
- OPTIMISED TOOL POWER
- LONGER BATTERY SERVICE LIFE
- INCREASED SAFETY



**TWIN-PACK TECHNOLOGY.  
18 V + 18 V = 36 V.**

If extra power is required for more power hungry tools, two 18 V battery packs can be simply combined in a single 36 V tool using Einhell's twin pack technology. Doubling the voltage (V) automatically doubles the power (W) as well. Double twin pack technology also lets you work longer without the hassle of having to recharge. In this case four batteries are used. When the power of the first two batteries finally runs out, the system automatically switches over to the two additional batteries.


Rechargeable batteries vary not just in terms of running time and weight. What is also critically important is the power that they provide. If, for example, you want to use your angle grinder for cutting work, the running time (see Ah rating) is generally not critical. Sufficient power, on the other hand, is. A car is a useful comparison. Uphill or when overtaking, more power, in other words more hp respectively kW, is needed.



**PUREPOWER –  
BRUSHLESS DRIVE TECHNOLOGY FOR THE HIGHEST DEMANDS.**

Various Power X-Change devices are equipped with brushless motors. They offer significant advantages compared to carbon brush motor:

- MORE POWER
- LONGER RUNNING TIMES
- LONGER SERVICE LIFE
- MORE COMPACT DESIGN
- MAINTENANCE-FREE







**Einhell**

CORDLESS EXCELLENCE.

**POWER X-CHANGE**

**1 BATTERY.**

**FOR MORE THAN 300 TOOLS.**



# POWER X-CHANGE ROBOT LAWN MOWERS


**FREELEXO CAM**

## POWER X-CHANGE LITHIUM-ION BATTERY

The rechargeable battery can be used in all the devices from the Power X-Change family

## INTEGRATED CAMERA

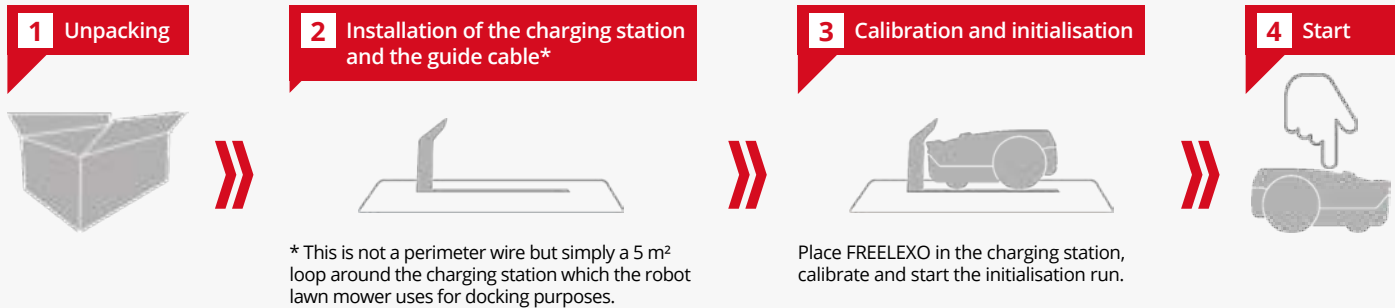
The camera detects mowing area and visual boundaries such as stones, tar or bark mulch



Power X-Change Robot Lawn Mower  
**FREELEXO CAM**

## ULTRASONIC SENSORS

The sensors detect obstacles and physical boundaries such as hedges, walls or trees



## POWER X-CHANGE ROBOT LAWN MOWERS

**PUREPOWER**  
BRUSHLESS



	<b>FREELEXO CAM PLUS 600</b> <span style="float: right;"><b>NEW</b></span>
PXC battery voltage / capacity	18 V / 4.0 Ah
For lawn areas of up to approx.*	600 m <sup>2</sup>
Cutting width	18 cm
Cutting height adjustment	infinitely / 20 - 60 mm / central
Suitable for slopes up to	25%
PXC system battery	•
App	• (WLAN)
LCD display	•
Mowing without perimeter wire	•
Integrated camera and ultrasonic sensors	•
Over-the-Air-Update	•
Magnetic band for virtual borders	• (5 m, included in delivery)
Programmable operating times	•
Mowing program for border areas	•
Eco mode	•
Impact, lift and tilt sensors	•
Brushless motor	•
Supplied with charging unit	• (12 m guide cable included)
Number of batteries / number of chargers	1 / 0
Supplied with perimeter wire	Not necessary
Article number	34.139.75



**PURE CORDLESS FREEDOM**  
no perimeter wire required



**APP**  
Smartphone control from anywhere thanks to integration into the home network



**LCD DISPLAY**  
for simple control on the device



**OTA UPDATE**  
Over-the-air update: Automatic update via APP without USB stick



**SEPARATE AREAS OF THE GARDEN**  
Mowing mode for areas of lawn separate from the main garden

\* The stated area coverage is based on the assumption of ideal conditions



**CORDLESS ROBOT LAWN MOWER WITHOUT PERIMETER WIRE – DETECTS OBSTACLES AND BOUNDARIES**



**PHYSICAL BOUNDARIES**

e. g. walls, hedges, trees

**VISUAL BOUNDARIES**

e. g. bark mulch, tar, stones

**POWER X-CHANGE ROBOT LAWN MOWERS**



	<b>FREELEXO CAM 500</b>
PXC battery voltage / capacity	18 V / 3.0 Ah
For lawn areas of up to approx.*	500 m <sup>2</sup>
Cutting width	18 cm
Cutting height adjustment	infinitely / 20 - 60 mm / central
Suitable for slopes up to	25%
PXC system battery	•
App	-
LCD display	-
Mowing without perimeter wire	•
Integrated camera and ultrasonic sensors	•
Over-the-Air-Update	-
Magnetic band for virtual borders	• (5 m, included in delivery)
Programmable operating times	•
Mowing program for border areas	•
Eco mode	•
Impact, lift and tilt sensors	•
Brushless motor	•
Supplied with charging unit	• (12 m guide cable included)
Number of batteries / number of chargers	1 / 0
Supplied with perimeter wire	Not necessary
Article number	34.139.91



**PURE CORDLESS FREEDOM**

no perimeter wire required



**INTUITIVE KEYPAD**

Easy to operate thanks to the mowing time programmer for lawn care every day or every two days



**SEPARATE AREAS OF THE GARDEN**

Mowing mode for areas of lawn separate from the main garden

\* The stated area coverage is based on the assumption of ideal conditions



**CHECKLIST: IS MY GARDEN SUITABLE?**



Lawn area of uniformly green colour



Clearly defined and recognisable lawn edges\*



Simple design, uniform shape



Irregularities in colour (e.g. leaves, scorched areas)



No clearly recognisable lawn edges



Many separate areas, bottle-necks and recesses

\* The lawn area needs to be checked for suitable lawn boundaries


**MADE POSSIBLE BY A VIRTUAL FENCE – THANKS TO MAGNETIC TAPE ACCESSORY**

Lay the supplied magnetic tape in the garden and it will act like a virtual fence. The magnet sensors installed in the FREELEXO CAM detect the magnetic tape and turn away at its limits. In this way you can create off-limit areas at short notice.



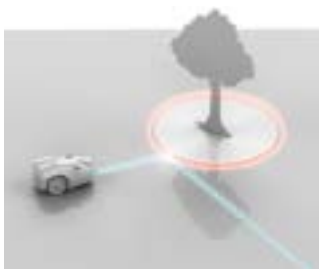
**A TEMPORARY OFF-LIMITS AREA**

When you want to hold a garden party and need to keep the robot lawn mower at a distance for the duration of the celebrations.




**FLOWER MEADOW IN THE GARTEN**

A flower meadow in the garden is just beginning to grow and is attracting the first insects. Now is the wrong time for the robot lawn mower to pass through.



**NEWLY PLANTED TREE**

A tree has been newly planted in the lawn area and is still sensitive. To protect it from collisions with the robot lawn mower you can use the virtual fence.



**LAWN EDGES MADE BETTER**

Lawn edges that are poorly defined or hard to recognise by the robot lawn mower can be upgraded by the magnetic tape for optimum demarcation of the mowing area in the garden.

**FREELEXO CAM - ACCESSORIES**

		Article number	EAN	Items supplied	Suitable for
	Robot Lawn Mower Garage	34.140.24	4 006825 654417	1 pc (folding, l x b x h: 77.0 x 59.0 x 39.5 cm)	all Einhell robot lawn mowers
	Spare Blades	34.140.20	4 006825 648775	12 pcs	
	Cleaning Set	34.140.25	4 006825 657951	Gloves, brushes, scouring pad, microfibre cloth, spatula, screwdriver	
	Magnetic Band Set	34.140.28	4 006825 670929	Magnetic tape (length: 20 m), 20 fastening hooks	

## POWER X-CHANGE ROBOT LAWN MOWERS



	FREELEXO 500 LCD BT+	FREELEXO 600 BT	FREELEXO 1200 LCD BT
PXC battery voltage / capacity	18 V / 2.5 Ah	18 V / 2.5 Ah	18 V / 5.2 Ah
For lawn areas of up to approx.*	500 m <sup>2</sup>	600 m <sup>2</sup>	1200 m <sup>2</sup>
Cutting width	18 cm	18 cm	18 cm
Cutting height adjustment	infinitely / 20 - 60 mm / central	infinitely / 20 - 60 mm / central	infinitely / 20 - 60 mm / central
Suitable for slopes up to	35 %	35 %	35 %
PXC system battery	•	•	•
App	• (Bluetooth)	• (Bluetooth)	• (Bluetooth)
LCD display	•	-	•
Programmable operating time for each specific day	•	•	•
Schedule calculation based on current weather data	-	-	-
Multi area mowing	•	•	•
Spot Mowing	•	-	-
Mowing program for border areas	•	-	-
Eco mode	•	-	-
Impact, lift and tilt sensors	•	•	•
Brushless motor	•	•	•
Supplied with charging unit	•	•	•
Number of batteries / number of chargers	1 / 0	1 / 0	1 / 0
Supplied with perimeter wire	130 m	140 m	210 m
Supplied with fastening hooks	190 pcs	200 pcs	300 pcs
Supplied with accessories	3 connecting clamps, 3 blades	3 connecting clamps, 3 blades	3 connecting clamps, 3 blades
Article number	34.139.82	34.139.46	43.263.68

\* The stated area coverage is based on the assumption of ideal conditions



### ROBOT LAWN MOWERS WITH PERIMETER WIRE - ACCESSORIES

		Article number	EAN	Items supplied	Suitable for
	Robot Lawn Mower Garage	34.140.24	4 006825 654417	1 pc (folding, l x b x h: 77.0 x 59.0 x 39.5 cm)	all Einhell robot lawn mowers
	Perimeter Wire	34.140.21	4 006825 648782	1 pc (50 m)	
	Spare Blades	34.140.20	4 006825 648775	12 pcs	
	Fastening Hooks	34.140.23	4 006825 648805	100 pcs	
	Connection Clamps	34.140.22	4 006825 648799	4 pcs	
	Repair Kit	34.140.26	4 006825 657968	5 m perimeter wire, 15 fastening hooks, 8 connecting clamps	
	Cleaning Set	34.140.25	4 006825 657951	Gloves, brushes, scouring pad, microfibre cloth, spatula, screwdriver	

## PETROL LAWN MOWER (POWER X-CHANGE ELECTRIC START)



	GC-PM 51/3 S HW-E Li	GC-PM 46 SM HW-E Li
Engine / displacement	4-stroke engine / 170 cm <sup>3</sup>	4-stroke engine / 146 cm <sup>3</sup>
Power / working speed	2.7 kW / 2900 min <sup>-1</sup>	2.0 kW / 2900 min <sup>-1</sup>
PXC battery voltage / capacity	1x 18 V / 2.0 Ah	1x 18 V / 2.0 Ah
Charging time	2.5 h	2.5 h
Cutting width	51 cm	46 cm
Cutting height adjustment	6 levels / 30 - 80 mm / central	9 levels / 25 - 80 mm / central
Grass box capacity	70 l	65 l
Wheel diameter front / rear	204 mm / 280 mm	204 mm / 280 mm
Housing material	Powder-coated sheet steel	Powder-coated sheet steel
For lawn areas of up to approx.*	1800 m <sup>2</sup>	1400 m <sup>2</sup>
Product weight	34.8 kg	32.1 kg
Highwheels	•	•
Self-propelling	•	•
Electric start function with PXC battery (18 V)	•	•
Mulching function	•	•
Height-adjustable long handle with soft grip	•	•
Grass box with level indicator	•	•
Lawn comb	-	•
Number of batteries / number of chargers	1 / 1	1 / 1
Article number	34.048.70	34.075.60



4 006825 655285



4 006825 662054



### POWER X-CHANGE ELECTRIC START

Easy-to-start petrol engine thanks to the electric start function with the assistance of the Power X-Change battery system – at just the push of a button:

- None of the hassle of starting up with a pull starter
- The rechargeable battery can also be used for other Power X-Change products



# CORDLESS LAWN MOWERS

## RASARRO



**ALUMINIUM GUIDE RAIL**  
Particularly sturdy and light-weight

**INTEGRATED CARRY-HANDLE**  
Easy transport

**CENTRAL CUTTING HEIGHT ADJUSTMENT**  
Comfortable and easy adjustment of the cutting height in 6 levels

Cordless Lawn Mower  
**RASARRO 36/42**

**TWIN-PACK TECHNOLOGY**  
Using 2x 18 V Power X-Change rechargeable batteries delivers even more power

**LAWN COMB**  
Integrated lawn comb enables mowing close to the edge

**ERGONOMIC HANDLE WITH SOFT GRIP AREAS**  
Fatigue-free operation thanks to the ergonomic handle

**TELESCOPIC GUIDE RAIL**  
The individually telescopic (= height-adjustable) long handle enables easy adjustment to the user's size

**FOLDABLE GUIDE RAIL**  
After use, the folding mechanism enables practical storage in minimum space

**50 L CATCH BAG WITH LEVEL INDICATOR**  
Optimum catching and filling characteristics

**MORE POWER AND LONGER OPERATING TIMES**  
The brushless motor guarantees both maximum power and longer operating times per battery charge on top of all the other advantages



## RASARRO

Die RASARROs are characterised by the following main features:

- 1. Aluminium guide rail**  
The long handle made of aluminium is both extremely sturdy and light in weight. It ensures accurate guidance, a long working life and absolutely easy handling.
- 2. Ergonomically shaped handle area**  
The ergonomically shaped handlebar with softgrip is highly effective in preventing fatigue during lengthy work sessions.

## CORDLESS LAWN MOWERS

**RASARRO**

**TWIN-PACK**  
18V D+ 18V D+ 36V  
TECHNOLOGY

**PUREPOWER**  
BRUSHLESS



	<b>RASARRO 36/42</b> <b>PROFESSIONAL</b>	<b>RASARRO 36/40</b> <b>PROFESSIONAL</b>
PXC battery voltage / capacity	2x 18 V / 5.2 Ah	2x 18 V / 4.0 Ah
Charging time	100 min	75 min
For lawn areas of up to approx.*	725 m <sup>2</sup>	500 m <sup>2</sup>
Cutting width	42 cm	40 cm
Cutting height adjustment	6 levels / 25 - 75 mm / central	6 levels / 25 - 75 mm / central
Grass box capacity	50 l	50 l
Wheel diameter front / rear	150 mm / 220 mm	150 mm / 220 mm
Housing material	Plastic	Plastic
Product weight	17.2 kg	17.4 kg
Brushless motor	•	•
Mulching function	•	-
Integrated carry handle	•	•
Height-adjustable handlebar	• (telescopic)	•
Folding handlebar	•	•
Grass box with level indicator	•	•
Wide wheels exert less stress on the lawn	•	•
Number of batteries / number of chargers	2 / 1 (Twincharger)	2 / 1 (Twincharger)
Article number	34.132.72	34.132.78

\* The stated area coverage is based on the assumption of ideal conditions



## CORDLESS LAWN MOWERS

**RASARRO**

**TWIN-PACK**  
18V D+ 18V D+ 36V  
TECHNOLOGY

**PUREPOWER**  
BRUSHLESS



	<b>RASARRO 36/38</b> <b>PROFESSIONAL</b>
PXC battery voltage / capacity	2x 18 V / 4.0 Ah
Charging time	75 min
For lawn areas of up to approx.*	450 m <sup>2</sup>
Cutting width	38 cm
Cutting height adjustment	6 levels / 25 - 75 mm / central
Grass box capacity	45 l
Wheel diameter front / rear	150 mm / 220 mm
Housing material	Plastic
Product weight	15.5 kg
Brushless motor	•
Mulching function	•
Integrated carry handle	•
Height-adjustable handlebar	• (telescopic)
Folding handlebar	•
Grass box with level indicator	•
Wide wheels exert less stress on the lawn	•
Number of batteries / number of chargers	2 / 1 (Twincharger)
Article number	34.131.80

\* The stated area coverage is based on the assumption of ideal conditions





## CORDLESS LAWN MOWERS

**RASARRO**

**TWIN-PACK**

18V Li+ 18V Li+ 36V  
TECHNOLOGY



	RASARRO 36/36	RASARRO 36/34
PXC battery voltage / capacity	2x 18 V / 3.0 Ah	2x 18 V / 3.0 Ah
Charging time	60 min	60 min
For lawn areas of up to approx.*	400 m <sup>2</sup>	300 m <sup>2</sup>
Cutting width	36 cm	34 cm
Cutting height adjustment	6 levels / 25 - 75 mm / central	5 levels / 25 - 65 mm / central
Grass box capacity	45 l	30 l
Wheel diameter front / rear	150 mm / 220 mm	150 mm / 180 mm
Housing material	Plastic	Plastic
Product weight	13.0 kg	13.9 kg
Mulching function	-	-
Integrated carry handle	•	•
Brushless motor	-	-
Height-adjustable handlebar	•	•
Folding handlebar	•	•
Grass box with level indicator	•	•
Wide wheels exert less stress on the lawn	•	•
Number of batteries / number of chargers	2 / 2	2 / 2
Article number	34.132.82	34.132.22

\* The stated area coverage is based on the assumption of ideal conditions



## CORDLESS LAWN MOWERS

**TWIN-PACK**  
18V Li+ 18V Li 36V  
TECHNOLOGY



**PUREPOWER**  
BRUSHLESS



GE-CM 36/48 Li M Brushless - Solo	
PXC battery voltage / capacity	2x 18 V / -
Charging time	-
For lawn areas of up to approx.*	-
Cutting width	48 cm
Cutting height adjustment	6 levels / 30 - 75 mm / axial
Grass box capacity	-
Wheel diameter front / rear	180 mm / 180 mm
Housing material	Steel
Product weight	16.9 kg
Mulching function	•
Integrated carry handle	-
Brushless motor	•
Height-adjustable handlebar	•
Folding handlebar	•
Grass box with level indicator	-
Wide wheels exert less stress on the lawn	•
Number of batteries / number of chargers	0 / 0
Article number	34.130.54

## DOUBLE TWINPACK TECHNOLOGY

Double Twin-Pack devices have slots for two additional rechargeable batteries. If, for example, two additional batteries are inserted in the GP-CM 36/47 S HW Li lawn mower, such that all four rechargeable battery slots are filled, you can mow double the area without recharging.

Example  
(GE-CM 36/48 Li M Brushless):  
Twinpack  
2x 18 V (5,2 Ah) = 300 m<sup>2</sup>  
Double Twinpack  
2x 18 V (5,2 Ah) + 2x 18 V (5,2 Ah) =  
300 m<sup>2</sup> + 300 m<sup>2</sup> = 600 m<sup>2</sup>

\* The stated area coverage is based on the assumption of ideal conditions



## CORDLESS LAWN MOWERS

**TWIN-PACK**  
18V Li+ 18V Li 36V  
TECHNOLOGY

**PUREPOWER**  
BRUSHLESS



GE-CM 36/43 Li M Brushless		GE-CM 36/43 Li M Brushless - Solo	
PXC battery voltage / capacity	2x 18 V / 4.0 Ah	2x 18 V / -	
Charging time	75 min	-	
For lawn areas of up to approx.*	600 m <sup>2</sup>	-	
Cutting width	43 cm	43 cm	
Cutting height adjustment	6 levels / 25 - 75 mm / central	6 levels / 25 - 75 mm / central	
Grass box capacity	63 l	63 l	
Wheel diameter front / rear	160 mm / 250 mm	160 mm / 250 mm	
Housing material	Plastic	Plastic	
Product weight	16.3 kg	13.2 kg	
Mulching function	•	•	
Integrated carry handle	•	•	
Brushless motor	•	•	
Height-adjustable handlebar	•	•	
Folding handlebar	•	•	
Grass box with level indicator	•	•	
Wide wheels exert less stress on the lawn	•	•	
Number of batteries / number of chargers	2 / 2	0 / 0	
Article number	34.132.40	34.132.46	

\* The stated area coverage is based on the assumption of ideal conditions



## CORDLESS LAWN MOWERS

**TWIN-PACK**  
18V Li+ 18V Li+ 36V  
TECHNOLOGY



	GE-CM 36/37 Li - Solo	GE-CM 36/36 Li Brushless
PXC battery voltage / capacity	2x 18 V / -	2x 18 V / 4.0 Ah
Charging time	-	75 min
For lawn areas of up to approx.*	-	400 m <sup>2</sup>
Cutting width	37 cm	36 cm
Cutting height adjustment	6 levels / 25 - 75 mm / central	6 levels / 25 - 75 mm / central
Grass box capacity	45 l	40 l
Wheel diameter front / rear	150 mm / 220 mm	145 mm / 220 mm
Housing material	Plastic	Plastic
Product weight	13.5 kg	13.4 kg
Mulching function	-	-
Integrated carry handle	•	•
Brushless motor	-	•
Height-adjustable handlebar	•	•
Folding handlebar	•	•
Grass box with level indicator	•	•
Wide wheels exert less stress on the lawn	•	•
Number of batteries / number of chargers	0 / 0	2 / 2
Article number	34.131.72	34.132.30

\* The stated area coverage is based on the assumption of ideal conditions



## CORDLESS LAWN MOWERS

**TWIN-PACK**  
18V Li+ 18V Li+ 36V  
TECHNOLOGY



	GE-CM 36/34-1 Li - Solo	GE-CM 36/33 Li
PXC battery voltage / capacity	2x 18 V / -	2x 18 V / 2.5 Ah
Charging time	-	50 min
For lawn areas of up to approx.*	-	250 m <sup>2</sup>
Cutting width	33.5 cm	33 cm
Cutting height adjustment	5 levels / 25 - 65 mm / central	5 levels / 25 - 65 mm / central
Grass box capacity	30 l	30 l
Wheel diameter front / rear	150 mm / 180 mm	150 mm / 180 mm
Housing material	Plastic	Plastic
Product weight	11.9 kg	11.6 kg
Mulching function	-	-
Integrated carry handle	•	•
Brushless motor	-	-
Height-adjustable handlebar	•	•
Folding handlebar	•	•
Grass box with level indicator	•	•
Wide wheels exert less stress on the lawn	•	•
Number of batteries / number of chargers	0 / 0	2 / 2
Article number	34.132.26	34.132.10

\* The stated area coverage is based on the assumption of ideal conditions



# CORDLESS LAWN MOWERS



	GE-CM 18/33 Li Brushless	GE-CM 18/33 Li Brushless - Solo
PXC battery voltage / capacity	18 V / 4.0 Ah	18 V / -
Charging time	75 min	-
For lawn areas of up to approx.*	200 m <sup>2</sup>	-
Cutting width	33 cm	33 cm
Cutting height adjustment	5 levels / 25 - 65 mm / central	5 levels / 25 - 65 mm / central
Grass box capacity	30 l	30 l
Wheel diameter front / rear	150 mm / 180 mm	150 mm / 180 mm
Housing material	Plastic	Plastic
Product weight	10.9 kg	10.1 kg
Mulching function	-	-
Integrated carry handle	•	•
Brushless motor	•	•
Height-adjustable handlebar	•	•
Folding handlebar	•	•
Grass box with level indicator	•	•
Wide wheels exert less stress on the lawn	•	•
Number of batteries / number of chargers	1 / 1	0 / 0
Article number	34.132.60	34.132.66

\* The stated area coverage is based on the assumption of ideal conditions



## CORDLESS LAWN MOWERS



	GE-CM 18/32 Li Brushless - Solo
PXC battery voltage / capacity	18 V / -
Charging time	-
For lawn areas of up to approx.*	-
Cutting width	32 cm
Cutting height adjustment	3 levels / 30 - 70 mm / axial
Grass box capacity	25 l
Wheel diameter front / rear	140 mm / 140 mm
Housing material	Plastic
Product weight	8.5 kg
Mulching function	-
Integrated carry handle	•
Brushless motor	•
Height-adjustable handlebar	-
Folding handlebar	•
Grass box with level indicator	-
Wide wheels exert less stress on the lawn	•
Number of batteries / number of chargers	0 / 0
Article number	34.132.56



\* The stated area coverage is based on the assumption of ideal conditions

## CORDLESS LAWN MOWERS



	GE-CM 18/30 Li Brushless	GE-CM 18/30 Li Brushless - Solo
PXC battery voltage / capacity	18 V / 3.0 Ah	18 V / -
Charging time	60 min	-
For lawn areas of up to approx.*	150 m <sup>2</sup>	-
Cutting width	30 cm	30 cm
Cutting height adjustment	3 levels / 30 - 70 mm / axial	3 levels / 30 - 70 mm / axial
Grass box capacity	25 l	25 l
Wheel diameter front / rear	140 mm / 140 mm	140 mm / 140 mm
Housing material	Plastic	Plastic
Product weight	9.3 kg	8.9 kg
Mulching function	-	-
Integrated carry handle	•	•
Brushless motor	•	•
Height-adjustable handlebar	-	-
Folding handlebar	•	•
Grass box with level indicator	-	-
Wide wheels exert less stress on the lawn	•	•
Number of batteries / number of chargers	1 / 1	0 / 0
Article number	34.131.55	34.131.57



\* The stated area coverage is based on the assumption of ideal conditions

## CORDLESS CYLINDER LAWN MOWER



	GE-HM 18/38 Li - Solo
PXC battery voltage / capacity	18 V / -
Cutting width	38 cm
Cutting height adjustment	4 levels / 14 - 38 mm
Grass box capacity	45 l
Number of mowing blades	5
Mowing spindle diameter	125 mm
Product weight	10,5 kg
Mulching function	•
Integrated carry handle	-
Brushless motor	-
Height-adjustable handlebar	•
Folding handlebar	•
Wide wheels exert less stress on the lawn	•
Number of batteries / number of chargers	0 / 0
Article number	34.142.00



**THE TEST WINNER.  
BY STIFTUNG WARENTEST.**



## CORDLESS SPREADER



GE-SR 18/22 Li - Solo	
PXC battery voltage / capacity	18 V / -
Capacity	22 l
Spread width	max. 6 m
Suitable for	Fertiliser, lawn seeds, road salt
Product weight	6.2 kg
Electronic speed control (6-stage)	•
Flow rate adjustment (8-stage)	•
Individually adjustable spread width	•
Soft grip	•
Suitable for winter grit	•
Article number	34.154.30

NEW



4 006825 673142

## CORDLESS UNIVERSAL SPREADER



GE-US 18 Li - Solo	
PXC battery voltage / capacity	18 V / -
Capacity	3.3 l
Spread width	max. 5 m
Suitable for	Fertiliser, grass seed and salt
Product weight	1.2 kg
Electronic speed control (6-stage)	•
Flow rate adjustment (8-stage)	•
Individually adjustable spread width	•
Soft grip	•
Suitable for winter grit	•
Number of batteries / number of chargers	0 / 0
Article number	34.154.10



4 006825 638356

# CORDLESS SCARIFIERS/AERATORS

## MORE POWER AND LONGER OPERATING TIMES

The brushless motor guarantees both maximum power and longer operating times per battery charge on top of all the other advantages



## EASY MAINTENANCE HOUSING

The robust housing made of impact-resistant material is very user-friendly thanks to its round-edge design

## CENTRAL WORKING DEPTH ADJUSTMENT

Central adjustment of the working depth to 3 different settings enables precise operation that avoids causing damage to roots



## HEIGHT-ADJUSTABLE AND FOLDABLE LONG HANDLE

The long handle is height-adjustable and features a parking position setting for space-saving storage. Folding inwards and outwards is fast and easy thanks to the quick-lock levers

Cordless Scarifier/Aerator  
**GE-SA 36/35 Li**

## INTEGRATED CARRY-HANDLE

For easy transportation there is an integrated carry-handle

## TOOLLESS ROLLER CHANGE

The scarifier roller and aerator roller can be quickly changed without the need for any tools





## CORDLESS SCARIFIERS/AERATORS

**TWIN-PACK**  
18V Li | 18V Li | 36V  
TECHNOLOGY



	GE-SC 36/35 Li Brushless - Solo	GE-SA 36/35 Li Brushless - Solo
PXC battery voltage / capacity	2x 18 V / -	2x 18 V / -
For lawn areas of up to approx.*	550 m <sup>2</sup>	550 m <sup>2</sup>
Working width	35 cm	35 cm
Working depth adjustment	3 levels (central) + transport position	3 levels (central) + transport position
Number of blades	16 pcs	16 pcs
Wheel diameter front / rear	160 mm / 160 mm	160 mm / 160 mm
Housing material	Easy maintenance plastic housing	Easy maintenance plastic housing
Product weight	9.9 kg	11.3 kg
Number of aerator claws	-	24 pcs
Wide wheels exert less stress on the lawn	•	•
Brushless motor	•	•
Height-adjustable handlebar	• + parking position	• + parking position
Folding handlebar	•	•
Scarifier roller / aerator roller	• / optional	• / •
Integrated carry handle	•	•
Quick fasteners	•	•
Toolless roller change	•	•
Catch bag	optional	•
Number of batteries / number of chargers	0 / 0	0 / 0
Article number	34.206.80	34.206.85



## CORDLESS SCARIFIERS

**TWIN-PACK**  
18V Li | 18V Li | 36V  
TECHNOLOGY



	GC-SC 36/31 Li - Solo	GC-SC 18/28 Li Brushless - Solo
PXC battery voltage / capacity	2x 18 V / -	18 V / -
For lawn areas of up to approx.*	350 m <sup>2</sup>	200 m <sup>2</sup>
Working width	31 cm	28 cm
Working depth adjustment	3 levels (central) + parking position	3 levels (central) + parking position
Number of blades	8 double-knives	12 pcs
Wheel diameter front / rear	180 mm / 100 mm	150 mm / 100 mm
Housing material	Plastic	Plastic
Product weight	8.0 kg	6.6 kg
Number of aerator claws	-	-
Wide wheels exert less stress on the lawn	•	•
Brushless motor	-	•
Height-adjustable handlebar	•	•
Folding handlebar	•	•
Scarifier roller / aerator roller	• / optional	• / optional
Integrated carry handle	•	•
Quick fasteners	-	-
Catch bag	optional	optional
Number of batteries / number of chargers	0 / 0	0 / 0
Article number	34.206.60	34.206.04



\* The stated area coverage is based on the assumption of ideal conditions

## CORDLESS TILLERS



	GE-CR 30 Li - Solo	GE-CR 18/20 Li E - Solo
PXC battery voltage / capacity	2x 18 V / -	18 V / -
Working width	30 cm	20 cm
Working depth	200 mm	200 mm
Number of blades	4 pcs	4 pcs
Cultivator blade diameter	200 mm	155 mm
Housing material	Plastic	Plastic
Product weight	11.0 kg	3.9 kg
Brushless motor	-	-
Height-adjustable wheels for easy transportation	•	-
Folding handlebar	•	Split shaft
Electronic speed control	-	•
Brake shoe	•	-
Integrated carry handle	-	•
Two-hand safety switch	•	•
Soft grip	•	•
Number of batteries / number of chargers	0 / 0	0 / 0
Article number	34.312.00	34.312.10



## CORDLESS SNOW THROWER



	GE-ST 36/40 Li E Brushless - Solo
PXC battery voltage / capacity	2x 18 V / -
Working width	40 cm
Max. snow height	20 cm
Throwing distance max.	6 m
Housing material	Plastic
Product weight	6.5 kg
Brushless motor	•
Snow ejection direction adjustable	•
Electronic speed control	•
Battery cover	•
Additional handle	•
Integrated carry handle	•
Soft grip	•
Self-standing	•
Two-hand safety switch	•
Number of batteries / number of chargers	0 / 0
Article number	34.170.11



## CORDLESS SCYTHES



	AGILLO 36/255	AGILLO 18/200
PXC battery voltage / capacity	2x 18 V / -	18 V / -
Cutting width (blade)	25.5 cm	20 cm
Cutting width (thread)	30 cm	30 cm
Thread diameter	2.0 mm	2.0 mm
Thread length	8 m	8 m
Product weight	6.1 kg	6.5 kg
Brushless motor	•	-
Spindle lock	•	•
Adjustable handle	•	•
Split shaft	•	•
Bike handle	•	•
Electronic speed control	•	•
Automatic jog line feed	•	•
Wall bracket	•	•
Number of batteries / number of chargers	0 / 0	0 / 0
Blades	•	•
Thread spool	•	•
Comfort harness	•	•
Article number	34.113.20	34.113.10



4 006825 629583



4 006825 651300



# CORDLESS LAWN TRIMMERS

**TWIN-PACK**  
18V Li-Ion 36V  
TECHNOLOGY

**SPLIT-SHAFT**  
EASY TRANSPORT



	GE-CT 36/30 Li E - Solo
PXC battery voltage / capacity	2x 18 V / -
Cutting width	30 cm
Thread diameter	2.0 mm
Thread length	8 m
Product weight	3.1 kg
Long handle with ergonomic double bend	-
Infinitely adjustable long handle	•
Flower guard	•
Automatic jog line feed	•
Split shaft	•
Electronic speed control	•
Battery Protector	-
Soft grip	•
Wall bracket	•
Number of batteries / number of chargers	0 / 0
Thread spool	•
Carrying strap	•
Article number	34.113.00



## CORDLESS LAWN TRIMMERS



	GE-CT 18/33 Li E - Solo <span style="float: right;">NEW</span>	GE-CT 18/30 Li - Solo
PXC battery voltage / capacity	18 V / -	18 V / -
Cutting width	33 cm	30 cm
Thread diameter	2.0 mm	1.6 mm
Thread length	8 m	5 m
Product weight	2.7 kg	2.1 kg
Long handle with ergonomic double bend	•	-
Infinitely adjustable long handle	•	-
Motor head rotatable / tiltable	- / -	90° / 6 settings
Flower guard	•	•
Automatic jog line feed	•	•
Split shaft	•	-
Electronic speed control	•	-
Battery Protector	•	-
Soft grip	•	•
Number of batteries / number of chargers	0 / 0	0 / 0
Thread spool	•	•
Carrying strap	•	-
Article number	34.112.70	34.112.50



\* Tested and recommended by Forum: Gesunder Rücken - besser leben e.V. and Bundesverband deutscher Rückenschulen (BdR) e.V.  
 More information available from: AGR e.V., Stader Str. 6, 27432 Bremervörde, Tel. +49 4761/92 63 580, www.agr ev.de

## CORDLESS LAWN TRIMMERS



	GE-CT 18/28 Li TC - Solo	GE-CT 18/28 Li - Solo
PXC battery voltage / capacity	18 V / -	18 V / -
Cutting width	28 cm	28 cm
Thread diameter	1.6 mm	1.6 mm
Thread length	5 m	5 m
Product weight	4.9 kg	2.3 kg
Adjustable handle	•	•
Telescopic long handle	•	•
Motor head rotatable / tiltable	180° / 3 settings	180° / 3 settings
Flower guard	•	•
Storage compartment for spare blades	-	-
Soft grip	•	•
Trimmer Cart	•	-
Automatic feeding line spool	•	•
Number of batteries / number of chargers	0 / 0	0 / 0
Article number	34.112.12	34.112.42



## CORDLESS LAWN TRIMMERS



	GE-CT 18 Li	GE-CT 18 Li - Solo
PXC battery voltage / capacity	18 V / 2.0 Ah	18 V / -
Charging time	40 min	-
Max. running time	55 min	-
Cutting width	24 cm	24 cm
Product weight	2.2 kg	1.8 kg
Infinitely adjustable long handle	•	•
Telescopic long handle, infinitely adjustable	•	•
Motor head rotatable / tiltable	+/- 90° / 5 settings	+/- 90° / 5 settings
Flower guard	•	•
Storage compartment for spare blades	•	•
Soft grip	•	•
Number of batteries / number of chargers	1 / 1	0 / 0
Plastic blades included	• (20 pcs)	• (20 pcs)
Article number	34.111.97	34.111.72



## CORDLESS LAWN TRIMMERS



	GC-CT 18/24 Li	GC-CT 18/24 Li - Solo	GC-CT 18/24 Li P	GC-CT 18/24 Li P - Solo
PXC battery voltage / capacity	18 V / 2.0 Ah	18 V / -	18 V / 1.5 Ah	18 V / -
Charging time	40 min	-	120 min	-
Max. running time	55 min	-	40 min	-
Cutting width	24 cm	24 cm	24 cm	24 cm
Product weight	1.8 kg	1.3 kg	1.6 kg	1.2 kg
Infinitely adjustable long handle	•	•	-	-
Telescopic long handle, infinitely adjustable	•	•	-	-
Motor head rotatable / tiltable	- / -	- / -	- / -	- / -
Flower guard	•	•	-	-
Storage compartment for spare blades	-	-	-	-
Soft grip	-	-	-	-
Number of batteries / number of chargers	1 / 1	0 / 0	1 / 1	0 / 0
Plastic blades included	• (20 pcs)	• (20 pcs)	• (20 pcs)	• (20 pcs)
Article number	34.111.25	34.111.23	34.111.02	34.111.04



## CORDLESS LAWN EDGE TRIMMER



	GE-LE 18/190 Li - Solo
PXC battery voltage / capacity	18 V / -
Charging time	-
Max. running time	-
Min. cutting depth	36.5 mm
Max. cutting depth	45 mm
Blade length	190 mm
Product weight	3.0 kg
Infinitely adjustable long handle	•
Split shaft	•
Cutting depth adjustment	•
Rollers	•
Soft grip	•
Number of batteries / number of chargers	0 / 0
Article number	34.243.00



## CORDLESS GROUT CLEANER



	GC-CC 18 Li	GC-CC 18 Li - Solo
PXC battery voltage / capacity	18 V / 2.0 Ah	18 V / -
Charging time	40 min	-
Max. running time	45 min	-
Diameter of brush	100 mm	100 mm
Product weight	2.4 kg	2.0 kg
Infinitely adjustable long handle	•	•
Telescopic long handle, infinitely adjustable	•	•
Guide wheel	•	•
Soft grip	•	•
Number of batteries / number of chargers	1 / 1	0 / 0
Steel brush (15 mm wide)	•	•
Steel brush (10 mm wide)	- (available as an accessory)	- (available as an accessory)
Nylon brush (10 mm wide)	•	•
Nylon brush (6 mm wide)	- (available as an accessory)	- (available as an accessory)
Article number	34.240.51	34.240.50



# CORDLESS SURFACE BRUSHES

**SOFT GRIP SURFACES**  
Ensure non-slip and comfortable work



**IPX4 WATER PROTECTION CLASS**  
A battery cover with sealing ring protects the during wet cleaning

**TOOLLESS BRUSH CHANGE**  
thanks to quick-release and hook and loop

**MULTIFUNCTIONAL APPLICATION**  
Interior and exterior cleaning, for furniture, car, bicycle, garden, kitchen and bathroom

**2-STAGE SPEED CONTROL**  
for optimum power setting

**SPLASH GUARD COVER**  
Cover with rubber lip to protect against dirt and moisture

**INCL. WALL HOLDER**

Cordless Surface Brush  
**PICOBELLA 18/90**



## CORDLESS SURFACE BRUSHES



**INCL. 6-PIECE STARTER SET**

**BRUSH MEDIUM 90/20**



**BRUSH SOFT 120/50**



**PAD SET + PAD HOLDER**



	PICOBELLA 18/90 <span style="float: right;">NEW</span>
PXC battery voltage / capacity	18 V / -
Working width	90-170 mm
Bristle length	20-50 mm
Idle speed	190 - 350 min <sup>-1</sup>
Product weight	1.5 kg
Splash water protection IPX4	•
Electronic speed control	• (2 settings)
Toolless brush/pad change	•
Battery cover	•
Splash guard battery cover	• (removable)
Soft grip	•
Number of batteries / number of chargers	0 / 0
Brushes included	SOFT 120/50 + MEDIUM 90/20
Pad set included	• (melamine, microfibre, kitchen fibre - 1 of each)
Wall mount included	•
Article number	34.242.20



4 006825 671759



**CORDLESS SURFACE BRUSHES  
PICOBELLA 18/90 ACCESSORY**



	Brush SOFT 170/40	Brush SOFT 120/50	Brush MEDIUM 90/20	Brush ULTRA 95/25 (brass)
Material	Nylon	Nylon	Nylon	Brass
Working width	170 mm	120 mm	90 mm	95 mm
Bristle length	40 mm	50 mm	20 mm	25 mm
Suitable for	Sensitive surfaces	Sensitive surfaces	Robust surfaces	Stubborn soiling
Article number	34.241.30	34.241.31	34.241.32	34.241.33



**PERFECT BRUSHES FOR EVERY SURFACE.**



**Brush SOFT 170/40**

- Sensitive surfaces
- e.g. car rims/roller shutters/garage doors



**Brush SOFT 120/50**

- Sensitive surfaces
- e.g. garden furniture/windows benches/washbasins



**Brush MEDIUM 90/20**

- Robust surfaces
- e.g. stone/tiles/concrete



**Brush ULTRA 95/25**

- Brass brush for stubborn dirt
- e.g. grill cleaning/rust/grinding work

**CORDLESS SURFACE BRUSHES  
PICOBELLA 18/90 ACCESSORY**



	Pad Set (6 pcs)
Material	Melamine / microfibre / kitchen fibre pad (2 of each)
Working width	100 mm
Bristle length	-
Suitable for	see examples below
Article number	34.241.34



**PERFECT PADS FOR EVERY SURFACE.**



**Melamine Pad**

- Dirt eraser pad for smooth surfaces
- e.g. plastic/glass/walls/doors



**Microfibre Pad**

- Sensitive surfaces, without scratching
- e.g. glass/fittings/sinks/hobs



**Kitchen Pad**

- Resistant surfaces
- e.g. tempered glass/cast iron

# CORDLESS SURFACE BRUSHES



PICOBELLA 18/215	
PXC battery voltage / capacity	18 V / -
Max. working width	215 mm
Diameter of brush	115 mm
Idle speed	800 - 1400 min <sup>-1</sup>
Product weight	4.1 kg
Garden hose connection inclusive water control valve	•
Forward/reverse running	•
Electronic speed control	•
Brush change without tools	•
Telescopic long handle, infinitely adjustable	•
Height adjustable additional handle	•
Number of batteries / number of chargers	0 / 0
Incl. surface brush	MEDIUM (smooth stone, e.g. tiles and concrete)
Nylon brush incl.	•
Incl. side brush	•
Article number	34.242.00



## CORDLESS SURFACE BRUSHES PICOBELLA 18/215 ACCESSORY



	Surface Brush SOFT	Surface Brush MEDIUM (incl. side brush)	Surface Brush ULTRA	Surface Brush ULTRA (incl. side brush)
Material	Nylon	Nylon	Steel	Steel
Working width	195 mm	215 mm	195 mm	215 mm
Diameter of brush	115 mm	115 mm	115 mm	115 mm
Suitable for	wood, artificial turf	stone	stone (robust)	stone (robust)
Article number	34.241.21	34.241.20	34.241.22	34.241.26



## PERFECT BRUSHES FOR EVERY SURFACE.



### Brush SOFT

- Wood / WPC / BPC
- Artificial turf



### Brush MEDIUM (incl. side brush)

- Smooth stone e.g. tiles/concrete
- Incl. side brush for base processing



### Brush ULTRA

- Rough stone e.g. granite/porphyry
- Robust stone



### Brush ULTRA (incl. side brush)

- Rough stone e.g. granite/porphyry
- Robust stone
- Incl. side brush for edge processing

# CORDLESS HEDGE TRIMMERS

## SWIVELING REAR HANDLE

Optimum handling – for comfortable vertical cuts without fatigue

**TWIN-PACK**  
18V Li + 18V Li > 36 V  
TECHNOLOGY

## ERGONOMIC FRONT HANDLE

The slimline front handle with several micro switches and several soft grip surfaces makes it comfortable to work with

## METAL GEARBOX

Rugged metal gearing for efficient power transmission and long product life

## IMPACT GUARD

The impact guard protects the blades and the work area against damage

## CORDLESS HEDGE TRIMMERS

**TWIN-PACK**  
18V Li + 18V Li > 36 V  
TECHNOLOGY

**LONG LASTING SHARPNESS**  
LASERCUT & DIAMOND GROUND



	GE-CH 36/65 Li - Solo	GE-CH 36/61 Li - Solo
PXC battery voltage / capacity	2x 18 V / -	2x 18 V / -
Charging time	-	-
Max. running time	-	-
Bar length	720 mm	670 mm
Cutting length	650 mm	610 mm
Spacing between teeth	30 mm	26 mm
Product weight	4.0 kg	2.8 kg
Turnable rear handle	•	-
Ergonomic front handle thanks to micro switches	•	•
Cutting collector	•	•
Laser-cut and diamond-ground blades	•	•
Metal gear box	•	•
Soft grip	•	•
Aluminium cover over cutters	•	•
Number of batteries / number of chargers	0 / 0	0 / 0
Protective cover with wall mount	•	•
Article number	34.109.60	34.109.65

## CUTTINGS COLLECTOR

Perfect removal of the cuttings from the top of the hedge when trimming hedges is ensured by the practical cuttings collector

## ALUMINIUM COVER

The product comes complete with a sturdy aluminium cover for protecting the blades

## HIGH QUALITY BLADES

The blades made of laser-cut and diamond ground steel are designed for maximum precision and durability

**LONG LASTING SHARPNESS**  
LASERCUT & DIAMOND GROUND

Cordless Hedge Trimmer  
GE-CH 36/65 Li



4 006825 639018



4 006825 662382

## CORDLESS HEDGE TRIMMERS



	GE-CH 18/60 Li - Solo	ARCURRA 18/55
PXC battery voltage / capacity	18 V / -	18 V / -
Charging time	-	-
Max. running time	-	-
Bar length	670 mm	620 mm
Cutting length	600 mm	550 mm
Spacing between teeth	22 mm	18 mm
Product weight	2.9 kg	2.8 kg
Turnable rear handle	•	-
Ergonomic front handle thanks to micro switches	•	•
Cutting collector	•	•
Laser-cut and diamond-ground blades	•	•
Metal gear box	•	•
Soft grip	•	•
Aluminium cover over cutters	•	•
Number of batteries / number of chargers	0 / 0	0 / 0
Protective cover with wall mount	•	•
Article number	34.109.30	34.109.20



4 006825 635942



4 006825 635935

## CORDLESS HEDGE TRIMMERS



	GC-CH 1855/1 Li	GC-CH 1855/1 Li - Solo	GC-CH 18/50 Li - Solo
PXC battery voltage / capacity	18 V / 2.5 Ah	18 V / -	18 V / -
Charging time	50 min	-	-
Max. running time	100 min	-	-
Bar length	620 mm	620 mm	550 mm
Cutting length	550 mm	550 mm	500 mm
Spacing between teeth	18 mm	18 mm	17 mm
Product weight	2.6 kg	2.4 kg	2.2 kg
Turnable rear handle	•	•	•
Ergonomic front handle thanks to micro switches	-	-	-
Cutting collector	•	•	-
Laser-cut and diamond-ground blades	•	•	•
Metal gear box	•	•	•
Soft grip	•	•	•
Aluminium cover over cutters	•	•	•
Number of batteries / number of chargers	1 / 1	0 / 0	0 / 0
Protective cover with wall mount	•	•	•
Article number	34.105.06	34.105.02	34.109.45



4 006825 661910



4 006825 615937



4 006825 664522

## CORDLESS HEDGE TRIMMERS

LONG LASTING SHARPNESS

LASERCUT & DIAMOND GROUND



	GC-CH 1846 Li	GC-CH 1846 Li - Solo	GC-CH 18/40 Li - Solo
PXC battery voltage / capacity	18 V / 2.0 Ah	18 V / -	18 V / -
Charging time	40 min	-	-
Max. running time	80 min	-	-
Bar length	520 mm	520 mm	475 mm
Cutting length	460 mm	460 mm	400 mm
Spacing between teeth	15 mm	15 mm	13 mm
Product weight	2.3 kg	2.0 kg	2.0 kg
Turnable rear handle	-	-	-
Ergonomic front handle thanks to micro switches	-	-	-
Cutting collector	-	-	-
Laser-cut and diamond-ground blades	•	•	•
Metal gear box	•	•	•
Soft grip	•	•	•
Aluminium cover over cutters	•	•	•
Number of batteries / number of chargers	1 / 1	0 / 0	0 / 0
Protective cover with wall mount	•	•	•
Article number	34.106.83	34.106.42	34.109.40



## CORDLESS OLIVE AND FRUIT HARVESTER



	GE-FS 18/53 Li - Solo	NEW
PXC battery voltage / capacity	18 V / -	
Charging time	-	
Max. running time	-	
Max. working width	53 cm	
Min. working width	28 cm	
Pin length	31 cm	
Product weight	4.4 kg	
Continuously adjustable telescopic aluminium handle	•	
Additional handle	•	
Additional holding area	•	
Changeable carbon pins	•	
Number of batteries / number of chargers	0 / 0	
Article number	34.114.00	



# CORDLESS MULTIFUNCTIONAL TOOLS

**4-IN-1**  
 · MOWING  
 · TRIMMING  
 · PRUNING  
 · CUTTING

**TWIN-PACK**  
 18V Li | 18V Li | 36V  
 TECHNOLOGY



GE-LM 36/4in1 Li Brushless - Solo	
PXC battery voltage / capacity	2x 18 V / -
Bar length (chainsaw)	200 mm
Chain cutting speed	10 m/s
Blade length of hedge trimmer	450 mm
Spacing between teeth (hedge trimmer)	24 mm
Cutting width (blade)	255 mm
Cutting width (thread)	330 mm
Max. working height of elevated tools	3.5 m (pruner) / 3.5 m (hedge trimmer)
Product weight	9.0 kg (incl. all attachments)
Brushless motor	•
Telescopic aluminium handle with extension	•
Laser-cut and diamond-ground blades	•
Cutting unit (Hedge Trimmer) tiltable	•
OREGON quality bar and chain	•
Automatic chain lubrication	•
Automatic jog line feed	•
Adjustable second handle	•
Carrying belt with quick release	•
Number of batteries / number of chargers	0 / 0
Protective cover with wall mount	•
Article number	34.109.01



# CORDLESS MULTIFUNCTIONAL TOOLS

FITTED WITH  
**OREGON**  
 CHAIN AND BAR

**LONG LASTING SHARPNESS**  
 LASERCUT & DIAMOND GROUND



GE-HC 18 Li T	
PXC battery voltage / capacity	18 V / 3.0 Ah
Charging time	60 min
Max. running time	40 min
Bar length (chainsaw)	200 mm
Chain cutting speed	3.76 m/s
Max. cutting length (hedge trimmer)	450 mm
Spacing between teeth (hedge trimmer)	16 mm
Max. working height	4.0 m (pruner) / 3.5 m (hedge trimmer)
Product weight	6.3 kg (incl. all attachments)
Continuously adjustable telescopic aluminium handle	•
Main handle + motor head tiltable by several settings	•
OREGON quality bar and chain	•
Toolless chain tensioning and changing	•
Pivotable attachment for effortless horizontal cuts	•
Automatic chain lubrication	•
Laser-cut and diamond-ground blades	•
Adjustable second handle	•
Number of batteries / number of chargers	1 / 1
Article number	34.108.05




GE-HC 18 Li T - Solo	
PXC battery voltage / capacity	18 V / -
Charging time	-
Max. running time	-
Bar length (chainsaw)	200 mm
Chain cutting speed	3.76 m/s
Max. cutting length (hedge trimmer)	450 mm
Spacing between teeth (hedge trimmer)	16 mm
Max. working height	4.0 m (pruner) / 3.5 m (hedge trimmer)
Product weight	5.2 kg (incl. all attachments)
Continuously adjustable telescopic aluminium handle	•
Main handle + motor head tiltable by several settings	•
OREGON quality bar and chain	•
Toolless chain tensioning and changing	•
Pivotable attachment for effortless horizontal cuts	•
Automatic chain lubrication	•
Laser-cut and diamond-ground blades	•
Adjustable second handle	•
Number of batteries / number of chargers	0 / 0
Article number	34.108.00



## CORDLESS POLE-MOUNTED PRUNERS

FITTED WITH  
**OREGON**  
CHAIN AND BAR



	GE-LC 18 Li T - Solo	GC-LC 18/20 Li T - Solo
PXC battery voltage / capacity	18 V / -	18 V / -
Bar length	200 mm	200 mm
Cutting length	170 mm	195 mm
Cutting speed	3.76 m/s	5.5 m/s
Max. working height	4.0 m	4.0 m
Product weight	4.0 kg	3.4 kg
Continuously adjustable telescopic aluminium handle	•	-
Telescopic aluminium handle with extension	-	•
Main handle + motor head tiltable by several settings	•	-
OREGON quality bar and chain	•	•
Chain tensioning and changing	without tools	with tools
Pivotable attachment for effortless horizontal cuts	•	-
Automatic chain lubrication	•	•
Claw stop	•	•
Metal gear box	•	•
Adjustable second handle	•	-
Additional holding area	-	•
Number of batteries / number of chargers	0 / 0	0 / 0
Article number	34.108.10	34.105.81



## CORDLESS POLE-MOUNTED PRUNERS ACCESSORY



	Hedge Trimmer
Can be used for	GE-LC 18 Li T
Product weight	1.4 kg
Article number	34.108.18



## CORDLESS TELESCOPIC HEDGE TRIMMERS



	GE-HH 18/45 Li T - Solo	GC-HH 18/45 Li T - Solo
PXC battery voltage / capacity	18 V / -	18 V / -
Bar length	450 mm	450 mm
Cutting length	400 mm	410 mm
Spacing between teeth	16 mm	18 mm
Max. working height	3.5 m	3.5 m
Product weight	4.3 kg	3.2 kg
Continuously adjustable telescopic aluminium handle	•	-
Telescopic aluminium handle with extension	-	•
Motor head tiltable by multiple settings	•	•
Main handle tiltable by multiple settings	•	-
Laser-cut and diamond-ground blades	•	•
Metal gear box	•	•
Adjustable second handle	•	-
Swivelling main handle	-	•
Additional holding area	-	•
Number of batteries / number of chargers	0 / 0	0 / 0
Article number	34.108.66	34.105.85



## CORDLESS TELESCOPIC HEDGE TRIMMERS ACCESSORY



	Pole Pruner
Can be used for	GE-HH 18/45 Li T
Product weight	1.2 kg
Article number	34.108.35





## CORDLESS CHAINSAWS



FITTED WITH  
**OREGON**  
CHAIN AND BAR



	FORTEXXA 18/30
PXC battery voltage / capacity	18 V / -
Bar length	300 mm
Cutting length	270 mm
Cutting speed	8.9 / 6 m/s
Oil tank capacity	160 ml
Product weight	4.0 kg
Brushless motor	•
OREGON quality bar and chain	•
Toolless chain tensioning and changing	•
Automatic chain lubrication	•
Adjustable chain speed (High/Eco)	•
Sturdy stop claws made of metal	•
Kickback protection with mechanical instant chain brake	•
Chain catch bolt	•
Soft grip	•
Large oil filler opening	•
Number of batteries / number of chargers	0 / 0
Protective cover	•
Article number	46.000.10



## CORDLESS CHAINSAWS



	GE-LC 18/25-1 Li	GE-LC 18/25 Li - Solo
PXC battery voltage / capacity	18 V / 3.0 Ah	18 V / -
Charging time	60 min	-
Max. running time	100 cuts / 70 x 70 mm timber	-
Bar length	250 mm	250 mm
Cutting length	230 mm	230 mm
Cutting speed	4.5 m/s	4.5 m/s
Oil tank capacity	200 ml	200 ml
Product weight	3.0 kg	2.9 kg
Brushless motor	-	-
OREGON quality bar and chain	•	•
Toolless chain tensioning and changing	•	•
Automatic chain lubrication	•	•
Adjustable chain speed (High/Eco)	-	-
Sturdy stop claws made of metal	•	•
Kickback protection with mechanical instant chain brake	•	•
Chain catch bolt	•	•
Soft grip	•	•
Large oil filler opening	•	•
Number of batteries / number of chargers	1 / 1	0 / 0
Protective cover	•	•
Article number	45.017.60	45.017.61



4 006825 608335



4 006825 608342

## CORDLESS CHAIN SHARPENER



	GE-CS 18 Li - Solo
PXC battery voltage / capacity	18 V / -
Grinding wheel diameter (inside)	23 mm
Grinding wheel diameter (outside)	108 mm
Grinding wheel thickness	3.2 mm
Product weight	1.7 kg
Depth stop	•
Scale for precise setting of the grinding angle	•
LED light	•
Clamping device	•
Number of batteries / number of chargers	0 / 0
Article number	44.999.40



4 006825 613858

# CORDLESS PRUNING CHAINSAW

## STORAGE SURFACE

with soft grip for safe use with both hands

## TOOLLESS GUIDE BAR AND CHAIN REPLACEMENT

Guide bar and chain can be changed easily and without tools for easy maintenance

## HAND GUARD AND CHAIN COVER

For safe and flexible use, the saw has a hand guard and a foldable chain cover

## LIGHTWEIGHT DESIGN

Slim and lightweight design for ergonomic and fatigue-free operation

## SAFETY SWITCH ON BOTH SIDES

For optimum user safety

## SOFT GRIP

The soft grip surfaces support a perfect hold and therefore secure guidance of the saw



Cordless Pruning Chainsaw  
GE-PS 18/15 Li BRUSHLESS

## HIGH-QUALITY BAR AND CHAIN SET

Delivery includes a high-quality bar and chain set for high cutting performance and best work results

## CORDLESS PRUNING CHAINSAW



## MORE POWER AND LONGER OPERATING TIMES

The brushless motor guarantees both maximum power and longer operating times per battery charge on top of all the other advantages



	GE-PS 18/15 Li Brushless - Solo <span style="float: right;">NEW</span>
PXC battery voltage / capacity	18 V / -
Bar length	158 mm
Cutting length	125 mm
Cutting speed	4.8 m/s
Product weight	1.1 kg
Brushless motor	•
Metal gear box	•
Toolless guide bar and chain change	•
High-quality guide bar and chain set	•
Hand guard and folding chain cover	•
Storage surface for use with both hands	•
Soft grip	•
Number of batteries / number of chargers	0 / 0
Protective cover	•
Measuring help for oiling the chain	•
Hexagon key for retensioning the chain	•
Article number	46.000.40



4 006825 671612

## CORDLESS LEAF BLOWERS



	GC-CL 18 Li E	GC-CL 18 Li E - Solo
PXC battery voltage / capacity	18 V / 2.0 Ah	18 V / -
Charging time	40 min	-
Max. running time	14 - 240 min	-
Max. blow velocity	210 km/h	210 km/h
Max. blowing air flow	105 m <sup>3</sup> /h	105 m <sup>3</sup> /h
Idle speed	1400 - 12000 min <sup>-1</sup>	1400 - 12000 min <sup>-1</sup>
Product weight	1.7 kg	1.3 kg
2-parts tube	-	-
Brushless motor	-	-
Electronic speed control	•	•
Carrying strap	-	-
Soft grip	•	•
Number of batteries / number of chargers	1 / 1	0 / 0
Article number	34.335.33	34.335.32



## CORDLESS UNIVERSAL BLOWER



	GE-UB 18/250 Li E - Solo
PXC battery voltage / capacity	18 V / -
Charging time	-
Max. running time	-
Max. blow velocity	250 km/h
Max. blowing air flow	120 m <sup>3</sup> /h
Idle speed	4500 - 15000 min <sup>-1</sup>
Product weight	1.1 kg
2-parts tube	•
Brushless motor	-
Electronic speed control	• (LED)
Carrying strap	-
Soft grip	•
Number of batteries / number of chargers	0 / 0
Article number	34.335.42



## CORDLESS LEAF VACUUMS

**TWIN-PACK**

18V Li-Ion 18V Li-Ion 36V

TECHNOLOGY



	GE-CL 36 Li E Brushless - Solo	GE-CL 36/230 Li E - Solo
PXC battery voltage / capacity	2x 18 V / -	2x 18 V / -
Max. blow velocity	210 km/h	230 km/h
Max. suction power	720 m³/h	700 m³/h
Idle speed	8000 - 13000 min <sup>-1</sup>	8000 - 14000 min <sup>-1</sup>
Shredding function	10:1	10:1
Debris bag volume	45 l	45 l
Product weight	3.4 kg	3.1 kg (blow) / 4.4 kg (vacuum)
Toolless change-over between suction and blasting function	•	•
Brushless motor	•	-
Turbo function	-	•
Electronic speed control	•	•
Additional handle	• (adjustable)	• (adjustable)
Cleaning opening with safety switch	-	-
Guiding wheels	•	• (height adjustable)
Debris bag with window	•	•
Carrying strap	•	•
Soft grip	•	•
Number of batteries / number of chargers	0 / 0	0 / 0
Article number	34.336.00	34.336.30



4 006825 613391



4 006825 646511

## CORDLESS LEAF VACUUMS



	VENTURRO 18/210
PXC battery voltage / capacity	18 V / -
Max. blow velocity	210 km/h
Max. suction power	500 m³/h
Idle speed	8000 - 14000 min <sup>-1</sup>
Shredding function	10:1
Debris bag volume	45 l
Product weight	3.0 kg
Toolless change-over between suction and blasting function	•
Brushless motor	•
Turbo function	-
Electronic speed control	•
Additional handle	•
Cleaning opening with safety switch	-
Guiding wheels	•
Debris bag with window	•
Carrying strap	•
Soft grip	•
Number of batteries / number of chargers	0 / 0
Article number	34.336.25



4 006825 663631

# CORDLESS KNIFE SHREDDER

**TRANSPORT HANDLE**

**FOLD-DOWN HOPPER**

For easy cleaning and maintenance, the shredder is equipped with a hinged hopper with safety lock

**FOLDABLE BATTERY COVER**

During use, the batteries are protected from dirt, rain and shock by the hinged battery cover

**HOOK FOR SECURING THE SHREDDING BAG**

The high-quality shredding bag can be easily hooked into the hooks on the housing

**LARGE HOPPER OPENING**

Thanks to the large funnel opening and the pusher, branches can be easily and safely fed through

**REVERSIBLE BLADES MADE OF SPECIAL STEEL**

Branches up to 25 mm in diameter, shrub residues and leaves can be shredded easily and effectively using the three reversible blades



Cordless Knife Shredder  
**REDAXXO 36/25**

**ROBUST CHASSIS WITH WHEELS**

Thanks to the robust chassis with wheels, you can transport the shredder quickly and conveniently to the desired location

## CORDLESS KNIFE SHREDDER



**SHREDDING BAG INCLUDED**

Included in the scope of delivery is a high-quality bag with a volume of 55 litres



	REDAXXO 36/25 <span style="float: right;">NEW</span>
PXC battery voltage / capacity	2x 18 V / -
Idle speed	3000 min <sup>-1</sup>
Max. branch diameter	25 mm
Debris bag volume	55 L
Product weight	10.7 kg
Foldable cover to protect the batteries	•
Motor protection switch	•
3 reversible blades made of special steel	•
Generous funnel opening	•
Transport wheels	•
Transport handle	•
Number of batteries / number of chargers	0 / 0
Prodder incl.	•
Garden rubbish bag	•
Article number	34.307.10



4 006825 671384

## CORDLESS GRASS AND SHRUB SHEARS

**LONG LASTING SHARPNESS**

**LASERCUT & DIAMOND GROUND**



	GE-CG 18/100 Li T - Solo	GE-CG 18/100 Li - Solo
PXC battery voltage / capacity	18 V / -	18 V / -
Cutting width with grass shear blade	100 mm	100 mm
Cutting length with shrub cutting blade	200 mm	200 mm
Spacing between teeth of shrub cutting blade	8 mm	8 mm
Product weight	1.9 kg	0.7 kg
Blade change without tools	•	•
Laser-cut blades	•	•
Metal gear box	-	-
Covered gearbox	•	•
Soft grip	•	•
Telescopic handle	•	-
Number of batteries / number of chargers	0 / 0	0 / 0
Article number	34.103.10	34.103.13



4 006825 652109



4 006825 652710

## CORDLESS GRASS AND SHRUB SHEARS

**LONG LASTING SHARPNESS**

**LASERCUT & DIAMOND GROUND**



	GC-CG 18 Li - Solo	GC-CG 18/1 Li - Solo
PXC battery voltage / capacity	18 V / -	18 V / -
Cutting width with grass shear blade	100 mm	100 mm
Cutting length with shrub cutting blade	200 mm	-
Spacing between teeth of shrub cutting blade	8 mm	-
Product weight	0.7 kg	0.7 kg
Blade change without tools	•	•
Laser-cut blades	•	•
Metal gear box	•	•
Covered gearbox	-	-
Soft grip	•	•
Telescopic handle	-	-
Number of batteries / number of chargers	0 / 0	0 / 0
Article number	34.103.70	34.103.82



4 006825 614213



4 006825 654875

## CORDLESS PRUNING SAW



	GE-GS 18/150 Li - Solo
PXC battery voltage / capacity	18 V / -
Saw blade length	150 mm
Cutting capacity with branch handle	80 mm
Cutting capacity without branch handle	100 mm
Product weight	1.1 kg
Blade change without tools	•
Removable branch handle	•
Vibration-decoupled battery holder	•
Long-life metal gearing	•
Soft grip	•
Belt clip	•
KWB High-quality saw blade	2x
Number of batteries / number of chargers	0 / 0
Article number	34.082.90



## CORDLESS PRUNING SHEARS



	GE-LS 18 Li - Solo
PXC battery voltage / capacity	18 V / -
Max. branch diameter	28 mm
Product weight	0.8 kg
Bypass blades	•
Belt clip	•
ON/OFF sliding switch	•
Sturdy plastic cover	•
Ergonomic handle with soft grip	•
Number of batteries / number of chargers	0 / 0
Article number	34.083.00





## CORDLESS PRESSURE SPRAYERS



	GE-WS 18/150 Li - Solo	GE-WS 18/75 Li - Solo
PXC battery voltage / capacity	18 V / –	18 V / –
Filling capacity of the tank	15 l	7.5 l
Max. spraying pressure	4.5 bar	2.5 bar
Pressure hose length	1400 mm	1400 mm
Max. liquid temperature	40°C	40°C
Product weight	4.4 kg	2.4 kg
Automatic pump, no manual pressure build-up required	•	•
Transparent tank with scale for checking the level	•	•
Individually adjustable brass nozzle	•	•
Telescopic lance made of stainless steel	–	•
Battery cover – provides protection against water ingress	•	•
Spray lance with lockable operating button	•	•
Large clips on the tank – easy opening and closing	–	•
Padded carrying strap	•	•
Large filler opening	•	–
Number of batteries / number of chargers	0 / 0	0 / 0
Article number	34.252.30	34.252.20



## CORDLESS PRESSURE SPRAYERS



	GE-WS 18/35 Li - Solo	GE-WS 18/10 Li - Solo <span style="float: right; border: 1px solid red; padding: 2px;">NEW</span>
PXC battery voltage / capacity	18 V / –	18 V / –
Filling capacity of the tank	3.5 l	1.0 l
Max. spraying pressure	2.5 bar	2.5 bar
Pressure hose length	1400 mm	–
Max. liquid temperature	40°C	50°C
Product weight	2.2 kg	0.9 kg
Automatic pump, no manual pressure build-up required	•	•
Transparent tank with scale for checking the level	•	•
Individually adjustable brass nozzle	•	•
Telescopic lance made of stainless steel	•	–
Battery cover – provides protection against water ingress	•	–
Spray lance with lockable operating button	•	–
Large clips on the tank – easy opening and closing	•	•
Padded carrying strap	•	–
Large filler opening	–	–
Number of batteries / number of chargers	0 / 0	0 / 0
Article number	34.252.10	34.252.40



**CORDLESS PRESSURE SPRAYERS ACCESSORIES**



Pressure Sprayer Accessory Kit	
Telescopic spray lance	1 - 2 m
Product weight	0.25 kg
Telescopic lance made of stainless steel	•
Plastic spray bell	•
Article number	34.252.05



4 006825 664003

Tank 7.5 litres	
Filling capacity of the tank	7.5 l
Product weight	0.8 kg
Transparent tank with scale for checking the level	•
Large metal clip on the tank for opening and closing easily	•
Article number	34.252.06



4 006825 664065

**CORDLESS FANS**



	GE-CF 18/2200 Li	GC-CF 18/110 Li <span style="float: right; font-size: small;">NEW</span>
PXC battery voltage / capacity	18 V / -	18 V / -
Idle speed	1200 / 1700 / 2200 min <sup>-1</sup>	1700 / 2500 / 3300 min <sup>-1</sup>
Wind speed	15000 m/h	15500 m/h
Fan diameter	180 mm	110 mm
Product weight	1.2 kg	0.6 kg
Fan head adjustment	360°	290°
Carry handle	•	•
Fastening options	various	Fastening clamp
Number of batteries / number of chargers	0/0	0/0
Article number	34.080.35	34.080.61



4 006825 665253



4 006825 677645

## BATTERY BELT

**MULTI-FUNCTIONAL:  
FOR 36 V  
AND FOR 18 V  
DEVICES**



GE-PB 36/18 Li	
PXC battery voltage / capacity	Suitable for 18 V appliances and 36 V (2x 18 V) appliances
Number of battery pockets	2 pcs
Cable length	150 cm
Length of hip belt	150 cm
Product weight	1.7 kg
Padded carrying strap	•
Large buckle for easy opening and closing	•
Cable hook	•
Second battery pocket removable	•
Number of batteries / number of chargers	0 / 0
Article number	34.083.10



4 006825 659580

## GAS HOT AIR GENERATOR WITH RECHARGEABLE BATTERY



GE-HG 18/370 Niro Li - Solo	
PXC battery voltage / capacity	18 V / -
Heating output	37 kW
Hot air flow	1000 m <sup>3</sup> /h
Max. gas consumption	2693 g/h
Max. operating pressure	1.5 bar
Gas bottle	5 kg - 11 kg propane-butane
Gas type	Propane, butane or propane-butane-mixtures
Product weight	4.7 kg
Housing made of stainless steel	•
Heating jacket made of galvanized steel sheet	•
Piezo ignition	•
On/Off switch for fan	•
Backfire guard + piezo-electric flame guard	•
Solenoid valve + gas valve button	•
Only for use in	Germany + Austria
Number of batteries / number of chargers	0 / 0
Accessories	Pressure regulator 1500 mbar + gas hose
Article number	23.308.05



4 006825 641851

# CORDLESS HOSE REELS (WATER)

## UV-PROTECTION

UV-proof housing and UV-resistant hose (30 m) with stopper ball, quick couplings with aquastop and garden sprayer (with point and cone jet)

## HOSE REWIND AT THE TOUCH OF A BUTTON

Effortless, without cranking or dirty hands. As the hose is wound back onto the reel, the hose guide and the cleaning brushes on the feed clean the hose as it is retracted and ensure it doesn't kink

## MAINTENANCE FLAP

Simply access the inside of the hose reel and, thanks to the patented hose guide and fastening system, replace the garden hose quickly and easily or fit your own existing garden hose (suitable for this purpose: GE-HR 18/30 WH Li - Solo)

## TOOLLESS INSTALLATION IN WALL BRACKET

The hose reel can be hooked into and unhooked from the wall bracket without tools



## WALL BRACKET

The included wall bracket provides the perfect way to mount the reel on the wall of a house or shed. The mounting allows it to be pivoted 90° to the left or right

## STORAGE OPTION

The connection hose can be attached for transport or easy storage

## RESIDUAL WATER DRAIN

The residual water drain on the underside of the hose reel ensures that no moisture remains in the reel and can simply drip off



## TOOLLESS MOUNTING IN TRANSPORT TROLLEY

The hose reel can be removed from the wall bracket and inserted into the trolley (sold separately) without tools, turning a wall-mounted hose reel into a mobile hose trolley

## NUMEROUS APPLICATIONS POSSIBILITIES

With a load capacity of up to 50 kg, the hose trolley (41.737.72) can be used for many other applications, such as transporting garden waste (75 l garden waste bag included), potted plants or even crates of drinks

## CORDLESS HOSE REELS (WATER)



	GE-HR 18/30 Li - Solo <span style="float: right;">NEW</span>	GE-HR 18/30 WH Li - Solo <span style="float: right;">NEW</span>
PXC battery voltage / capacity	18 V / -	18 V / -
Garden hose length	30 m	[30 m]*
Garden hose diameter	12.5 mm (1/2")	[12.5 mm (1/2")]*
Connecting hose length	1.5 m	1.5 m
Connecting hose diameter	12.5 mm (1/2")	12.5 mm (1/2")
Swivelling range	180°	180°
Product weight	12.1 kg	8.5 kg
Wall mount incl. dowels and screws	•	•
Garden hose (30 m)	•	-
Garden sprayer (point and cone jet)	•	-
Carrying handle and recessed grips	• / • (2 pcs)	• / • (2 pcs)
Drip stop	•	•
Patented hose guide system	•	•
Hose extraction	continuously	continuously
Cleaning brushes on the feeder	•	•
Maintenance flap	•	•
Residual water drain	•	•
Number of batteries / number of chargers	0 / 0	0 / 0
Article number	41.737.70	41.737.71



\* Hose not included in delivery

## CORDLESS HOSE REELS (WATER) ACCESSORY



	Hose and Transport Trolley <span style="float: right;">NEW</span>
Max. load	50 kg
Support surface	28 x 34 cm
Wheel diameter	170 mm
Garden waste bag volume	75 l
Product weight	4.8 kg
Garden waste bag	•
Extension hose (1.5 m / 12.5 mm (1/2"))	• (incl. 2 mounted adapters)
Double coupling for garden hoses	•
Ground spikes for fixing	• (2 pcs)
Article number	41.737.72



# CORDLESS AUTOMATIC GARDEN PUMP

## SUCTION INDICATOR

Easy reading of current suction height/suction pressure or possible suction problems

## WATER FILLING AND DIRT INDICATOR

A transparent housing tells you at a glance whether and how much water has already been filled in the pump, and whether the coarse filter is dirty

## POWER LEVEL SWITCH

ECO and BOOST mode: Adjustment of power to the actual application

## BATTERY CAPACITY INDICATOR LED

You can see the battery capacity reading directly on the tool at a glance without having to open the battery cover

Cordless Automatic Garden Pump

## AQUINNA 36/38 F LED AUTOMATIC

## HIGH-QUALITY THREADS

Long service life of the threads and therefore the pump

## FROST PROTECTION

Water drain screw for draining residual water easily and for frost protection

## AUTOMATIC MODE

Automatic switch-on and switchoff when water is required/stopped, that ensures a longer service life through efficient battery use

## CORDLESS AUTOMATIC GARDEN PUMP



## DRY RUNNING PROTECTION

As soon as no more water is available from the intake side the pump switches off automatically and so protects against damage

	AQUINNA 36/38 F LED AUTOMATIC
PXC battery voltage / capacity	2x 18 V / -
Max. delivery capacity / height	3800 l/h / 37 m
Max. suction height	6 m
Suction connection	33.3 mm (1") ET
Pressure connection	33.3 mm (1") IT
Product weight	4.8 kg
Water filler screw	•
Water drain screw	•
Power level switch: ECO and BOOST mode	•
Battery capacity indicator LED	•
Pre-filter	•
Non-return valve	•
Water filling / dirt indicator	• / •
Suction indicator	•
Automatic mode	•
Dry running protection	•
Number of batteries / number of chargers	0 / 0
Accessories	-
Article number	41.804.20



## CORDLESS GARDEN PUMPS



	AQUINNA 36/38 F LED	AQUINNA 36/34 <span style="color: red; font-weight: bold;">NEW</span>	AQUINNA 36/30
PXC battery voltage / capacity	2x 18 V / -	2x 18 V / -	2x 18 V / -
Max. delivery capacity / height	3800 l/h / 37 m	3400 l/h / 37 m	3000 l/h / 26 m
Max. suction height	6 m	6 m	8 m
Suction connection	33.3 mm (1") ET	33.3 mm (1") ET	42 mm (1 1/4") ET
Pressure connection	33.3 mm (1") IT	33.3 mm (1") IT	33.3 mm (1") IT
Product weight	4.3 kg	3.8 kg	3.3 kg
Water filler screw	•	•	•
Water drain screw	•	•	•
Power level switch: ECO and BOOST mode	•	•	•
Battery capacity indicator LED	•	-	-
Pre-filter	•	-	-
Non-return valve	•	-	-
Water filling / dirt indicator	• / •	• / -	- / -
Suction indicator	-	-	-
Automatic mode	-	-	-
Dry running protection	-	-	-
Number of batteries / number of chargers	0 / 0	0 / 0	0 / 0
Accessories	-	-	Adapter 33.3 mm (1") ET
Article number	41.804.10	41.804.50	41.804.00



## CORDLESS GARDEN PUMPS



	AQUINNA 18/30 F LED	AQUINNA 18/28
PXC battery voltage / capacity	18 V (+ 18 V) / -	18 V / -
Max. delivery capacity / height	3000 l/h / 28 m	2800 l/h / 25 m
Max. suction height	6 m	6 m
Suction connection	33.3 mm (1") ET	33.3 mm (1") ET
Pressure connection	33.3 mm (1") IT	33.3 mm (1") IT
Product weight	3.9 kg	2.4 kg
Water filler screw	•	•
Water drain screw	•	•
Power level switch: ECO and BOOST mode	•	•
Battery capacity indicator LED	•	-
Pre-filter	•	-
Non-return valve	•	-
Water filling / dirt indicator	• / •	- / -
Suction indicator	-	-
Automatic mode	-	-
Dry running protection	-	-
Number of batteries / number of chargers	0 / 0	0 / 0
Article number	41.804.30	41.804.40



# CORDLESS CLEAR WATER PUMPS



**CONNECTION PIPE**  
Infinitely telescopic with practical holder and movable hose connection for individual positioning of the garden hose

**LONG CABLE CONNECTION**  
Long cable connection for greater immersion depth

**POWERFUL MOTOR**  
This generates a high delivery pressure of over 2 bar, enabling easy operation of the lawn sprinkler and garden spray gun

**STABLE HOUSING**  
High-quality pump housing made of impact-resistant plastic

## 2-IN-1 PUMP

The long cable connection means the GE-PP 18 RB Li can be used as a submersible pressure pump, e.g. in a cistern, and with the adjustable connection pipe as a rain barrel pump

## BATTERY OPERATION

Garden watering without a socket – powerful yet independent

## BATTERY BOX

Flexible battery box with integrated cable storage holder and miscellaneous fastening options



Cordless Clear Water Pumps  
**GE-PP 18 RB Li**

## CORDLESS CLEAR WATER PUMPS



GE-PP 18 RB Li - Solo	
PXC battery voltage / capacity	18 V / -
Max. delivery capacity / height	3000 l/h / 20 m
Max. immersion depth	4 m
Hose connection	33.3 mm (1") ET
Power cord	5 m
Product weight excl. / incl. accessories	2.5 / 2.8 kg
Mobile battery box	•
Integrated cable rewind	•
Integrated wall mount	•
Suspension device made from stainless steel	•
Telescopic extension tube	•
Flexible gooseneck	•
Number of batteries / number of chargers	0 / 0
Article number	41.704.29



4 006825 651270



## CORDLESS CLEAR WATER PUMPS



GE-SP 18 LL Li - Solo	
PXC battery voltage / capacity	18 V / -
Max. delivery capacity / height	4500 l/h / 8 m
Max. immersion depth	4 m
Hose connection	33.3 mm (1") ET
Power cord	5 m
Product weight excl. / incl. accessories	2.2 / 2.3 kg
Mobile battery box	•
Dry running protection	•
Integrated cable rewind	•
Integrated wall mount	•
Suspension device made from stainless steel	•
Telescopic extension tube	-
Flexible gooseneck	-
Low level suction down to 1 mm	•
Number of batteries / number of chargers	0 / 0
Article number	41.815.60



## CORDLESS CLEAR WATER PUMPS



GE-SP 18 Li - Solo	
PXC battery voltage / capacity	18 V / -
Max. delivery capacity / height	5000 l/h / 8 m
Max. immersion depth	4 m
Suction down to	15 mm
Hose connection	33.3 mm (1") ET
Power cord	5 m
Product weight excl. / incl. accessories	2.6 / 2.7 kg
Mobile battery box	•
Dry running protection	•
Integrated cable rewind	•
Integrated wall mount	•
Suspension device made from stainless steel	•
Telescopic extension tube	-
Flexible gooseneck	-
Number of batteries / number of chargers	0 / 0
Article number	41.815.00



# CORDLESS DIRTY WATER PUMPS

## BATTERY OPERATION

Pumping water without a socket – powerful yet independent

## STABLE HOUSING

High-quality pump housing made of impact-resistant plastic

## POWERFUL MOTOR

ensures a flow rate of up to 7500 l/h

## PARTICLES OF DIRT UP TO 25 MM

## POWER LEVEL SWITCH

ECO and BOOST mode

Cordless Dirty Water Pumps  
**GE-DP 18/25 Li**

## MOBILE BATTERY BOX with integrated cable rewind

## LONG CABLE CONNECTION

Long cable connection for greater immersion depth

## CORDLESS DIRTY WATER PUMPS



	GE-DP 18/25 Li - Solo
PXC battery voltage / capacity	18 V / -
Max. delivery capacity / height	7500 l/h / 5 m
Max. immersion depth	4 m
Suction down to	35 mm
Max. size of foreign particle	25 mm
Hose connection	42 mm (1 1/4") ET
Power cord	5 m
Product weight excl. / incl. accessories	3.3 / 3.4 Kg
Mobile battery box	•
Dry running protection	•
Integrated cable rewind	•
Integrated wall mount	•
Suspension device made from stainless steel	•
Low level suction down to 1 mm	-
Power level switch: ECO and BOOST mode	•
Suction level control	-
Number of batteries / number of chargers	0 / 0
Universal hose adapter	•
Article number	41.815.80



## CORDLESS DIRTY WATER PUMPS



GE-DP 18/25 LL Li - Solo	
PXC battery voltage / capacity	18 V / -
Max. delivery capacity / height	7000 l/h / 5 m
Max. immersion depth	4 m
Suction down to	1 mm
Max. size of foreign particle	25 mm
Hose connection	42 mm (1 1/4") ET
Power cord	5 m
Product weight excl. / incl. accessories	3.4 / 3.5 kg
Mobile battery box	•
Dry running protection	•
Integrated cable rewind	•
Integrated wall mount	•
Suspension device made from stainless steel	•
Low level suction down to 1 mm	•
Power level switch: ECO and BOOST mode	•
Suction level control	•
Number of batteries / number of chargers	0 / 0
Universal hose adapter	•
Article number	41.815.90







Einhell Professional stands for top quality, maximum performance and maximum endurance.

This high quality product line features top quality standards, a full range of functions and perfect design. As the result, Einhell Professional helps both the ambitious DIYer and the professional user in the commercial sector to achieve maximum performance on every job.

Einhell is thus at home on the highest level with its familiar positioning "Brand name quality for the best price".

Einhell Professional tools convince with:

- TOP QUALITY
- MAXIMUM PERFORMANCE
- MAXIMUM RUNNING TIME
- MAXIMUM SERVICE LIFE
- OPTIMISED DESIGN
- PERFECT HANDLING FOR PROFESSIONAL USE

**MAXIMUM PERFORMANCE.**  
**MAXIMUM ENDURANCE.**



**TARGET GROUP:**  
**HEAVY-DIY HEAVY DIY AND COMMERCIAL USE.**



**NO COMPROMISES.**  
**EXTENDED GUARANTEE FOR PROFESSIONAL TOOLS.**

Einhell delivers the quality expected of tools for commercial use. This is why we also offer an extended guarantee for all PROFESSIONAL tools:

Regular guarantee period	1 year
Extension upon registration	2 years
Total guarantee period	3 years (1+2)

### THIS IS HOW:

1. **Inform yourself** on einhell.de
2. **Register** in your customer account
3. **Apply** for the guarantee – within 30 days of the date of purchase




[www.einhell.de/en/services/warranties/](http://www.einhell.de/en/services/warranties/)

# POWER X-CHANGE ROBOT LAWN MOWERS



Power X-Change Robot Lawn Mower  
**FREELEXO SMART 750**



## CAN BE CONTROLLED FROM EVERYWHERE

Thanks to mobile internet connectivity, a smartphone now lets you care for your lawn from wherever you might be.



## SMART MODE

In Smart Mode the robot lawn mower automatically draws up a work schedule that is optimally coordinated with the weather, the size of the garden and the customer's preferences.



## NETWORKABLE WITH EINHELL SMART TOOLS

Einhell Smart Tools work together automatically in Smart Mode.



## YOU DON'T NEED WIFI OR BLUETOOTH

Unlimited range thanks to communication via the mobile phone network.\*\*



## WEATHER FORECASTS TAKEN INTO ACCOUNT

In Smart Mode the robot lawn mower takes weather forecasts into account when adjusting to local weather conditions in order to achieve the best possible results.

\*\* Prerequisite: Available mobile network coverage; within the European Union.

**PUREPOWER**  
BRUSHLESS

	<b>FREELEXO SMART 750</b> <b>PROFESSIONAL</b> <span style="float: right;"><b>NEW</b></span>
PXC battery voltage / capacity	18 V / 3.0 Ah
For lawn areas of up to approx.*	750 m <sup>2</sup>
Cutting width	18 cm
Cutting height adjustment	infinitely / 20 - 60 mm / central
Suitable for slopes up to	35 %
PXC system battery	•
Smart connectivity	• (GSM/NB-IOT)
App	•
LCD display	•
Schedule mode	• (to the minute)
Schedule calculation based on current weather data	•
Multi area mowing	•
Spot Mowing	•
Mowing program for border areas	•
Eco mode	•
Networkable with all Einhell SMART devices	•
Impact, lift and tilt sensors	•
Brushless motor	•
Supplied with charging unit	•
Number of batteries / number of chargers	1 / 0
Supplied with perimeter wire	175 m
Supplied with fastening hooks	245 pcs
Supplied with accessories	3 connecting clamps, 3 blades
Article number	34.138.11

\* The stated area coverage is based on the assumption of ideal conditions



Another SMART Tool from the Einhell range:  
**Automatic Home and Garden Pump**  
**GE-AW 1144 SMART** (see page 126)



# CORDLESS LAWN MOWERS

## RASARRO

### ALUMINIUM GUIDE RAIL

Particularly sturdy and light-weight

### INTEGRATED CARRY-HANDLE

Easy transport

### CENTRAL CUTTING HEIGHT ADJUSTMENT

Comfortable and easy adjustment of the cutting height in 6 levels

Cordless Lawn Mower  
**RASARRO 36/42**

### TWIN-PACK TECHNOLOGY

Using 2x 18 V Power X-Change rechargeable batteries delivers even more power

### LAWN COMB

Integrated lawn combs enable mowing close to the edge

### ERGONOMIC HANDLE WITH SOFT GRIP AREAS

Fatigue-free operation thanks to the ergonomic handle

### TELESCOPIC GUIDE RAIL

The individually telescopic (= height-adjustable) long handle enables easy adjustment to the user's size

### FOLDABLE GUIDE RAIL

After use, the folding mechanism enables practical storage in minimum space

### 50 L CATCH BAG WITH LEVEL INDICATOR

Optimum catching and filling characteristics

### MORE POWER AND LONGER OPERATING TIMES

The brushless motor guarantees both maximum power and longer operating times per battery charge on top of all the other advantages



	<b>RASARRO 36/42</b> <b>PROFESSIONAL</b>
PXC battery voltage / capacity	2x 18 V / 5.2 Ah
Charging time	100 min
For lawn areas of up to approx.*	725 m <sup>2</sup>
Cutting width	42 cm
Cutting height adjustment	6 levels / 25 - 75 mm / central
Grass box capacity	50 l
Wheel diameter front / rear	150 mm / 220 mm
Housing material	Plastic
Product weight	17.2 kg
Brushless motor	•
Mulching function	•
Integrated carry handle	•
Height-adjustable handlebar	• (telescopic)
Folding handlebar	•
Grass box with level indicator	•
Wide wheels exert less stress on the lawn	•
Number of batteries / number of chargers	2 / 1 (Twincharger)
Article number	34.132.72

\* The stated area coverage is based on the assumption of ideal conditions



## RASARRO

Die RASARROs are characterised by the following main features:

- 1. Aluminium guide rail**  
The long handle made of aluminium is both extremely sturdy and light in weight. It ensures accurate guidance, a long working life and absolutely easy handling.
- 2. Ergonomically shaped handle area**  
The ergonomically shaped handlebar with softgrip is highly effective in preventing fatigue during lengthy work sessions



**CORDLESS  
LAWN MOWERS**

**TWIN-PACK**  
18V + 18V → 36V  
TECHNOLOGY

**PUREPOWER**  
BRUSHLESS

	<b>RASARRO 36/40</b> <b>PROFESSIONAL</b> <span style="float: right;"><b>1</b></span>	<b>RASARRO 36/38</b> <b>PROFESSIONAL</b> <span style="float: right;"><b>2</b></span>
PXC battery voltage / capacity	2x 18 V / 4.0 Ah	2x 18 V / 4.0 Ah
Charging time	75 min	75 min
For lawn areas of up to approx.*	500 m <sup>2</sup>	450 m <sup>2</sup>
Cutting width	40 cm	38 cm
Cutting height adjustment	6 levels / 25 - 75 mm / central	6 levels / 25 - 75 mm / central
Grass box capacity	50 l	45 l
Wheel diameter front / rear	150 mm / 220 mm	150 mm / 220 mm
Housing material	Plastic	Plastic
Product weight	17.4 kg	15.5 kg
Brushless motor	•	•
Mulching function	-	•
Integrated carry handle	•	•
Height-adjustable handlebar	•	• (telescopic)
Folding handlebar	•	•
Grass box with level indicator	•	•
Wide wheels exert less stress on the lawn	•	•
Number of batteries / number of chargers	2 / 1 (Twincharger)	2 / 1 (Twincharger)
Article number	34.132.78	34.131.80

\* The stated area coverage is based on the assumption of ideal conditions







## CORDLESS LAWN MOWERS

**TWIN-PACK**  
18V → 28V → 36V  
TECHNOLOGY

**PUREPOWER**  
BRUSHLESS

	<b>GP-CM 36/41 Li Brushless - Solo</b> <b>PROFESSIONAL</b>
PXC battery voltage / capacity	2x 18 V / -
Charging time	-
For lawn areas of up to approx.*	-
Cutting width	41 cm
Cutting height adjustment	6 levels / 25 - 75 mm / central
Grass box capacity	50 l
Wheel diameter front / rear	150 mm / 220 mm
Housing material	Plastic
Product weight	15.2 kg
Brushless motor	•
Mulching function	-
Side ejector	-
Height-adjustable handlebar	•
Folding handlebar	•
Grass box with level indicator	•
Wide wheels exert less stress on the lawn	-
Integrated carry handle	•
Variable wheel drive	-
Integrated carry handle	•
Number of batteries / number of chargers	0 / 0
Cleaning tool	-
Article number	34.132.75

\* The stated area coverage is based on the assumption of ideal conditions



# CORDLESS LAWN MOWERS

## CENTRAL CUTTING HEIGHT ADJUSTMENT

Comfortable and easy adjustment of the cutting height

## SIDE DISCHARGE

Perfectly suited for use in tall grass

## DOUBLE TWINPACK TECHNOLOGY

Extension of working time

## STEEL DECK

Particularly stable, robust and durable

## STORAGE AND CLEANING POSITION

Space-saving storage and optimum cleaning

## VARIABLE SPEED

Optimum adjustment of the speed to user requirements and the height of the grass

## 75 L NYLON CATCH BAG WITH FILLING LEVEL INDICATOR

Optimum catching and filling characteristics

Cordless Lawn Mower  
**GP-CM 36/47 S HW Li**

## MORE POWER AND LONGER OPERATING TIMES

The brushless motor guarantees both maximum power and longer operating times per battery charge on top of all the other advantages



	<b>GP-CM 36/47 S HW Li Brushless</b> <b>PROFESSIONAL</b>
PXC battery voltage / capacity	4x 18 V / 4.0 Ah
Charging time	75 min
For lawn areas of up to approx.*	700 m <sup>2</sup>
Cutting width	47 cm
Cutting height adjustment	6 levels / 30 - 65 mm / central
Grass box capacity	75 l
Wheel diameter front / rear	200 mm / 280 mm
Housing material	Steel
Product weight	31.0 kg
Brushless motor	•
Mulching function	•
Side ejector	•
Height-adjustable handlebar	•
Folding handlebar	•
Grass box with level indicator	•
Wide wheels exert less stress on the lawn	•
Integrated carry handle	-
Variable wheel drive	•
Integrated carry handle	-
Number of batteries / number of chargers	4 / 2 (Twincharger)
Cleaning tool	•
Article number	34.132.00



## DOUBLE TWINPACK TECHNOLOGY

Double Twin-Pack devices have slots for two additional rechargeable batteries. If, for example, two additional batteries are inserted in the GP-CM 36/47 S HW Li Brushless Lawn Mower, such that all four rechargeable battery slots are filled, you can mow double the area without recharging.

Example  
(GP-CM 36/47 S HW Li Brushless):  
Twinpack  
2x 18 V = 350 m<sup>2</sup>  
Double Twinpack  
2x 18 V + 2x 18 V =  
350 m<sup>2</sup> + 350 m<sup>2</sup> = 700 m<sup>2</sup>

\* The stated area coverage is based on the assumption of ideal conditions



# CORDLESS LAWN MOWERS

## 'ALL-IN-ONE' CONTROL PANEL

Multifunctional switch unit – all important functions can be controlled or viewed in one place

NEU

Cordless Lawn Mower  
GP-CM 36/52 S Li Brushless

## STEEL DECK – 4-IN-1

Robust steel deck chassis for extreme conditions with 4 functions – mowing, catching, mulching, side ejection

## LED LIGHT

The first Einhell lawn mower with integrated LED front light. Professional lawn care in all light conditions

## HEIGHT ADJUSTABLE LONG HANDLE

Perfect adjustment to any body size and space-saving storage after use – quick and easy thanks to the quick-release function

## 65 L FABRIC CATCH BAG WITH FILLING LEVEL INDICATOR

Optimum catching and filling characteristics

## MORE POWER AND LONGER OPERATING TIMES

The brushless motor guarantees both maximum power and longer operating times per battery charge on top of all the other advantages



## 'ALL-IN-ONE' CONTROL PANEL

### VARIABLE WHEEL DRIVE

Thanks to the large rotary switch, the speed can be set easily and conveniently. This allows the user to perfectly adapt the driving speed to the walking speed

### BATTERY CHARGE INDICATOR

The status LED permanently informs about the charge level of the batteries without opening the battery cover

### ECO MODE

Power-saving mode with reduced speed for longer running time. Particularly suitable for low grass or special tasks such as collecting leaves or scarifying residues





1



2



**CORDLESS  
LAWN MOWERS**

**TWIN-PACK**  
18V + 18V → 36V  
TECHNOLOGY

**PUREPOWER**  
BRUSHLESS

**NEU**

	GP-CM 36/52 S Li Brushless <b>PROFESSIONAL</b> <b>1</b>	GP-CM 36/47 S Li Brushless <b>PROFESSIONAL</b> <b>2</b>
PXC battery voltage / capacity	4x 18 V / 5.2 Ah	4 x 18 V / 4.0 Ah
Charging time	100 min	75 min
For lawn areas of up to approx.*	1200 m <sup>2</sup>	700 m <sup>2</sup>
Cutting width	52 cm	47 cm
Cutting height adjustment	9 levels / 25 - 80 mm / central	9 levels / 25 - 80 mm / central
Grass box capacity	65 l	65 l
Wheel diameter front / rear	204 mm / 280 mm	204 mm / 280 mm
Housing material	Steel	Steel
Product weight	29.7 kg	29.6 kg
Brushless motor	•	•
Eco mode	•	•
Mulching function	•	•
Side ejector	•	•
Height-adjustable handlebar	•	•
Folding handlebar	•	•
Grass box with level indicator	•	•
Wide wheels exert less stress on the lawn	•	•
Variable wheel drive	•	•
Number of batteries / number of chargers	4 / 2 (Twincharger)	4 / 2 (Twincharger)
Article number	34.133.20	34.133.10

\* The stated area coverage is based on the assumption of ideal conditions



# CORDLESS TILLER

## CONTROL PANEL

Multifunctional control panel. All important functions can be viewed in one place – controllable at any time: Battery-level indicator, electronic speed control lever

## MORE POWER AND LONGER OPERATING TIMES

The brushless motor guarantees both maximum power and longer operating times per battery charge on top of all the other advantages



Cordless Tiller  
GP-CR 36/45 Li E Brushless

## TOOLLESS BLADE EXCHANGE

## WORKING DEPTH OF UP TO 23 CM

## APPLICATION WITH 4 OR 6 BLADES

For the required working width

NEU



HEIGHT-ADJUSTABLE WHEELS  
for easy transport and storage



GP-CR 36/45 Li E Brushless - Solo	
PROFESSIONAL <span style="float: right;">NEW</span>	
PXC battery voltage / capacity	4x 18 V / -
Working width	30 - 45 cm
Working depth	230 mm
Number of blades	4 - 6 St.
Cultivator blade diameter	245 mm
Housing material	Metal
Product weight	23.8 kg
Brushless motor	•
Height-adjustable wheels for easy transportation	•
Folding handlebar	•
Electronic speed control	•
Brake shoe	•
Integrated carry handle	•
Two-hand safety switch	•
Soft grip	•
Number of batteries / number of chargers	0 / 0
Article number	34.312.20



## DOUBLE TWINPACK TECHNOLOGY

Double Twin-Pack devices have slots for two additional rechargeable batteries. If, for example, two additional batteries are inserted in the GP-CR 36/45 Li E Brushless Cordless Tiller, such that all four rechargeable battery slots are filled, you can process double the area without recharging

# CORDLESS EARTH AUGER

## DOUBLE HANDLE WITH SOFTGRIP

Enables ergonomic and safe working

## METAL FRAME

Maximum stability and torsional stiffness

## 3 DIFFERENT MODES

Customised setting options:

**Anti-clockwise** – to loosen the drill bit

**Clockwise ECO** – light drilling tasks in soft ground

**Clockwise HIGH** – maximum power setting for hard surfaces

## ROBUST METAL DRILL BIT

The quality drill bit ensures perfect drill holes. Ø 150 mm, length 800 mm

## MORE POWER AND LONGER OPERATING TIMES

The brushless motor guarantees both maximum power and longer operating times per battery charge on top of all the other advantages

Cordless Earth Auger  
**GP-EA 18/150 Li Brushless**



	<b>GP-EA 18/150 Li Brushless - Solo</b> <b>PROFESSIONAL</b>
PXC battery voltage / capacity	18 V / -
Drilling diameter	150 mm
Drill bit length	800 mm
Speed	125 min <sup>-1</sup>
Product weight	6.0 kg
Brushless motor	•
Drill bit change without tools	•
Metal frame	•
Clockwise / counter-clockwise operation	•
Soft grip	•
Number of batteries / number of chargers	0 / 0
Article number	34.370.00



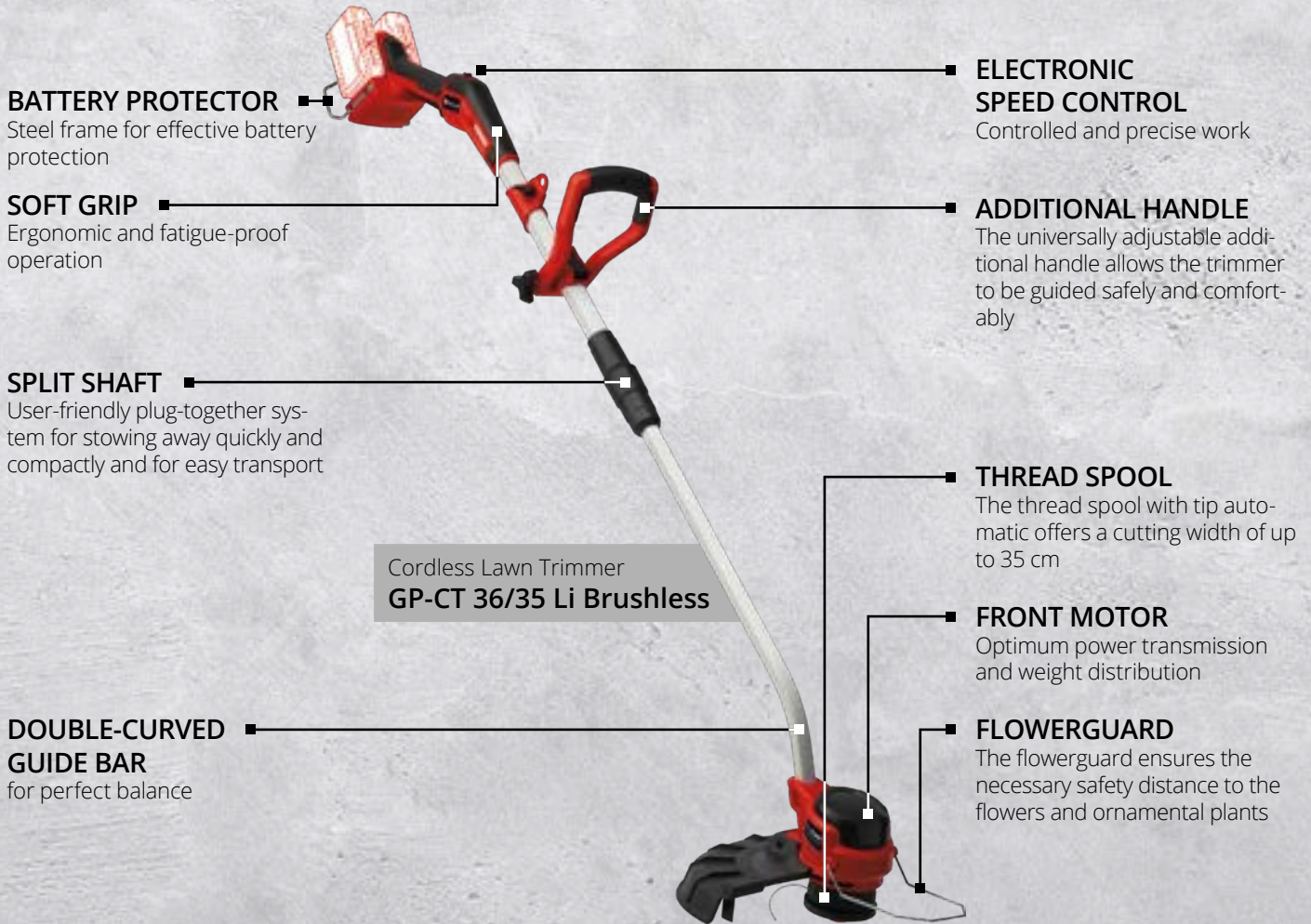
CORDLESS EARTH AUGER ACCESSORIES



	Earth Auger 120 mm	Mortar Mixer	Extension
Suitable for	GP-EA 18/150 Li Brushless	GP-EA 18/150 Li Brushless	GP-EA 18/150 Li Brushless
Article number	34.370.10	34.370.11	34.370.12



# CORDLESS LAWN TRIMMER



**BATTERY PROTECTOR**  
Steel frame for effective battery protection

**SOFT GRIP**  
Ergonomic and fatigue-proof operation

**SPLIT SHAFT**  
User-friendly plug-together system for stowing away quickly and compactly and for easy transport

**DOUBLE-CURVED GUIDE BAR**  
for perfect balance

Cordless Lawn Trimmer  
**GP-CT 36/35 Li Brushless**

**ELECTRONIC SPEED CONTROL**  
Controlled and precise work

**ADDITIONAL HANDLE**  
The universally adjustable additional handle allows the trimmer to be guided safely and comfortably

**THREAD SPOOL**  
The thread spool with tip automatic offers a cutting width of up to 35 cm

**FRONT MOTOR**  
Optimum power transmission and weight distribution

**FLOWERGUARD**  
The flowerguard ensures the necessary safety distance to the flowers and ornamental plants



	<b>GP-CT 36/35 Li Brushless - Solo</b>	<b>NEW</b>
	<b>PROFESSIONAL</b>	
PXC battery voltage / capacity	2x 18 V / -	
Cutting width	35 cm	
Thread diameter	2.0 mm	
Thread length	8 m	
Product weight	3.5 kg	
Long handle with ergonomic double bend	•	
Infinitely adjustable long handle	•	
Flower guard	•	
Automatic jog line feed	•	
Split shaft	•	
Electronic speed control	•	
Battery Protector	•	
Soft grip	•	
Wall bracket	-	
Number of batteries / number of chargers	0 / 0	
Thread spool	•	
Carrying strap	•	
Article number	34.113.30	



\* Tested and recommended by Forum: Gesunder Rücken - besser leben e.V. and Bundesverband deutscher Rückenschulen (BdR) e.V.  
More information available from: AGR e.V., Stader Str. 6, 27432 Bremervörde, Tel. +49 4761/92 63 580, www.agr.ev.de





# CORDLESS HEDGE TRIMMER

## SWIVELING REAR HANDLE

Optimum handling – for comfortable vertical cuts without fatigue

## 2-LEVEL SPEED REGULATION

Thanks to the 2-stage speed regulation, you can choose between a long battery life and maximum power to cut thicker branches with ease

## ERGONOMIC FRONT HANDLE

The front handle with several micro switches and several soft grip surfaces makes it comfortable to work with

## METAL GEARBOX

Rugged metal gearing for efficient power transmission and long product life

## CUTTINGS COLLECTOR

Perfect removal of the cuttings from the top of the hedge when trimming hedges is ensured by the practical cuttings collector

## ALUMINIUM COVER

The product comes complete with a sturdy aluminium cover for protecting the high quality blades

## HIGH QUALITY BLADES

The blades made of laser-cut and diamond ground steel are designed for maximum precision and durability

## IMPACT PROTECTION

The impact protection protects the blades and work area from damage

## ANTI-BLOCKING SYSTEM

Thanks to this system, blockages are released and it thus ensures optimal safety at work

## MORE POWER AND LONGER OPERATING TIMES

The brushless motor guarantees both maximum power and longer operating times per battery charge on top of all the other advantages



Cordless Hedge Trimmer  
GP-CH 18/61 Li Brushless



	GP-CH 18/61 Li Brushless - Solo <b>PROFESSIONAL</b>
PXC battery voltage / capacity	18 V / -
Charging time	-
Max. running time	-
Bar length	670 mm
Cutting length	610 mm
Spacing between teeth	26 mm
Product weight	2.9 kg
Turnable rear handle	•
Ergonomic front handle thanks to micro switches	•
Cutting collector	•
Laser-cut and diamond-ground blades	•
Metal gear box	•
Soft grip	•
Aluminium cover over cutters	•
Number of batteries / number of chargers	0 / 0
Protective cover with wall mount	•
Article number	34.109.35



# TOP-HANDLED CORDLESS CHAINSAW

## TOP HANDLE

Positioning the main handle above the chainsaw results in an ideally balanced and compact saw that is perfectly suited for tree maintenance and branch removal

## ERGONOMIC HANDLE

with soft grip

## METAL STOP CLAW

The rugged metal stop claw keeps the saw stable for added safety and working comfort

## KICKBACK PROTECTION WITH INSTANT CHAIN BRAKE

Kickback protection with instant reaction mechanical chain brake and large hand guard for safe operation

## AUTOMATIC CHAIN LUBRICATION

For frictionless operation and a long service life

Top-Handled  
Cordless Chainsaw  
**FORTEXXA 18/20 TH\***

## TOOLLESS CHAIN TENSIONING AND CHANGING

Effortless and quick changing and tensioning of the chain for perfect cutting results

## TIP GUARD

to reduce the risk of kickback. Cutting a branch from underneath is also made easier

## OREGON HIGH-QUALITY CHAIN AND BAR

OREGON chains and bars enable effortless sawing and perfect cutting results



	<b>FORTEXXA 18/20 TH</b> <b>PROFESSIONAL</b>
PXC battery voltage / capacity	18 V / -
Bar length	200 mm
Cutting length	140 mm
Cutting speed	7 m/s
Oil tank capacity	75 ml
Product weight	2.5 kg
Brushless motor	•
OREGON quality bar and chain	•
Toolless chain tensioning and changing	•
Automatic chain lubrication	•
Sturdy stop claws made of metal	•
Kickback protection with mechanical instant chain brake	•
Chain catch bolt	•
Soft grip	•
Large oil filler opening	•
Tip guard	•
Number of batteries / number of chargers	0 / 0
Protective cover	•
Article number	46.000.20

## MORE POWER AND LONGER OPERATING TIMES

The brushless motor guarantees both maximum power and longer operating times per battery charge on top of all the other advantages



\* WARNING:  
This chainsaw may only be used by trained tree careworkers. Misactions in compliance with safety instructions may cause serious injuries.



# CORDLESS CHAINSAW

Cordless Chainsaw  
GP-LC 36/35 Li Brushless



## BALANCE

Particularly well-balanced device thanks to the special arrangement of the batteries. This allows the cordless chainsaw to be operated ergonomically and without fatigue



## TWIN-PACK TECHNOLOGY

Using 2x 18 V Power X-Change rechargeable batteries delivers even more power

## HIGH TORQUE

Caters for effective cutting



LARGE OIL FILLING OPENING

AUTOMATIC CHAIN LUBRICATION



## TOOLLESS CHAIN TENSIONING

Both the chain change and the chain tensioning are carried out without tools, thus guaranteeing maximum user-friendliness

## MORE POWER AND LONGER OPERATING TIMES

The brushless motor guarantees both maximum power and longer operating times per battery charge on top of all the other advantages



	GP-LC 36/35 Li Brushless - Solo <b>PROFESSIONAL</b>
PXC battery voltage / capacity	2x 18 V / -
Bar length	350 mm
Cutting length	330 mm
Cutting speed	15 m/s
Oil tank capacity	115 ml
Product weight	4.0 kg
Brushless motor	•
OREGON quality bar and chain	•
Toolless chain tensioning and changing	•
Automatic chain lubrication	•
Sturdy stop claws made of metal	•
Kickback protection with mechanical instant chain brake	•
Chain catch bolt	•
Soft grip	•
Large oil filler opening	•
Tip guard	-
Number of batteries / number of chargers	0 / 0
Protective cover	•
Article number	45.017.80



# CORDLESS LEAF BLOWERS

## MORE POWER AND LONGER OPERATING TIMES

The brushless motor guarantees both maximum power and longer operating times per battery charge on top of all the other advantages



## ADJUSTABLE AND REMOVABLE TUBE

Enables ideal adjustment to any body size and space-saving storage

## ROBUST METAL RING

The tube end is protected from damage by a robust metal ring to extend the leaf blower's lifetime

Cordless Leaf Blower  
**GP-LB 36/210 Li E Brushless**

## TURBO FUNCTION

Turbo switch – for maximum blowing volume to effortlessly move wet leaves, for example

## BALANCE HANDLE

Thanks to the balance handle with soft grip, the cordless leaf blower is both pleasant and secure to hold for particularly user-friendly operation

## ELECTRONIC SPEED CONTROL

Thanks to the electronic speed control, the blowing power can be precisely dosed according to all requirements

## INCL. CARRYING STRAP

Comfortable to work with and takes the strain off the use



	<b>GP-LB 36/210 Li E Brushless - Solo</b> <b>PROFESSIONAL</b>
PXC battery voltage / capacity	2x 18 V / -
Charging time	-
Max. running time	-
Max. blow velocity	210 km/h
Max. blowing air flow	816 m³/h
Idle speed	10000 - 22300 min <sup>-1</sup>
Product weight	2.4 kg
Brushless motor	•
Turbo function	•
Electronic speed control	•
Carrying strap	•
Soft grip	•
Number of batteries / number of chargers	0 / 0
Article number	34.336.20



# CORDLESS LEAF BLOWERS

## BALANCE HANDLE

Thanks to the balance handle with soft grip, the cordless leaf blower is both pleasant and secure to hold for particularly user-friendly operation

## TURBO FUNCTION

The maximum blowing power is activated by the Turbo Switch

## ELECTRONIC SPEED CONTROL

Speed and blowing velocity can be set on a practical LED panel. This results in each stage being clearly indicated to the user.



## AXIAL IMPELLER TECHNOLOGY

The axial impeller technology results in maximum concentration of the air inside the tube, thus providing an optimum combination of blowing velocity and air volume

Cordless Leaf Blower  
GP-LB 18/200 Li GK Brushless

## MORE POWER AND LONGER OPERATING TIMES

The brushless motor guarantees both maximum power and longer operating times per battery charge on top of all the other advantages

## INCL. GUTTER CLEANING SET

5-piece / can be mounted without tools





**CORDLESS  
LEAF BLOWERS**



	<b>GP-LB 18/200 Li GK Brushless - Solo PROFESSIONAL</b>	<b>GP-LB 18/200 Li E Brushless - Solo PROFESSIONAL</b>
PXC battery voltage / capacity	18 V / -	18 V / -
Charging time	-	-
Max. running time	-	-
Max. blow velocity	200 km/h	200 km/h
Max. blowing air flow	670 m³/h	670 m³/h
Idle speed	13000 - 18000 min⁻¹	13000 - 18000 min⁻¹
Product weight	2.2 kg	2.2 kg
Brushless motor	•	•
Turbo function	•	•
Electronic speed control	•	•
Carrying strap	-	-
Soft grip	•	•
Gutter cleaning set	•	- (available as an accessory)
Number of batteries / number of chargers	0 / 0	0 / 0
Article number	34.335.50	34.335.55



# CORDLESS LEAF VACUUM

## SHREDDING WHEEL WITH CLEANING OPENING

Effortless access to the impeller wheel in order to remove any residues

## TOOLLESS CHANGEOVER

Quick changing over between vacuum and blowing function easily without any tools

## WALL HOLDER

Integrated wall mount for space-saving storage

## HIGH-QUALITY DEBRIS BAG

Big debris bag with window for level inspection

## ELECTRONIC SPEED CONTROL WITH TURBO SWITCH

Set the blow and suction velocity to match every purpose. Turbo Switch with maximum power for damp leaves. The practical LED display indicates the level selected

## QUICK FASTENING SYSTEM

Clever click-in fastening of the debris bag for easy emptying

Cordless Leaf Vacuum  
**VENTURRO 36/240**

**TWIN-PACK**  
18V 18V 36V  
TECHNOLOGY

**PUREPOWER**  
BRUSHLESS



## GUIDING WHEELS (HEIGHT-ADJUSTABLE)

Large, robust wheels provide optimum weight relief and stability even on rugged terrain

## INCL. CARRYING STRAP

The integrated carrying strap makes it particularly comfortable to work with and takes the strain off the user

## MORE POWER AND LONGER OPERATING TIMES


The brushless motor guarantees both maximum power and longer operating times per battery charge on top of all the other advantages

	<b>VENTURRO 36/240</b> <b>PROFESSIONAL</b>
PXC battery voltage / capacity	2x 18 V / -
Max. blow velocity	240 km/h
Max. suction power	740 m³/h
Idle speed	8000 - 15000 min <sup>-1</sup>
Shredding function	10:1
Debris bag volume	45 l
Product weight	3.6 kg
Toolless change-over between suction and blasting function	•
Brushless motor	•
Turbo function	•
Electronic speed control	•
Additional handle	•
Cleaning opening with safety switch	•
Guiding wheels	• (height adjustable)
Debris bag with window	•
Carrying strap	•
Soft grip	•
Number of batteries / number of chargers	0 / 0
Article number	34.336.40

**PUREPOWER**  
BRUSHLESS



# SYSTEM CASES E-CASE



**COMPATIBILITY**  
All E-Case sizes are mutually compatible and interconnectable

## E-CASE-SYSTEM

**FOLD-IN HANDLES**  
Carrying the case is comfortable thanks to two fold-in and ergonomic handles – one on the top and one on the side

**SPLASH-PROOF DESIGN**  
E-Cases are designed to keep out not only splash water but also dirt and dust in order to protect tools and accessories

**HIGH-QUALITY MATERIAL**  
The E-Case is made of polypropylene. That ensures heat resistance, stiffness and impact resistance



**TELESCOPIC, EXTRA-WIDE HANDLE**  
ensures an easy transport



**SPACER CLIPS**  
to protect your hand of getting pinched

**STURDY FASTENERS**  
for closing the case securely

**LOCKING SYSTEM**  
The locking system ensures the connection of stacked cases, this allows easy transport and storage

**LARGE, RUBBERISED WHEELS**  
The large (Ø 15 cm) rubberised wheels enable comfortable rolling on any surface

## STURDY, STACKABLE AND CONNECTABLE





## SYSTEM CASES E-CASE



	E-Case S-F	E-Case M
Items supplied	1x system case + 2x foam inserts for devices	1x E-Case M + 1x hand tool insert
Internal dimensions	415 x 280 x 95 mm	415 x 280 x 250 mm
External dimensions	444 x 330 x 131 mm	444 x 330 x 295 mm
Load capacity	25 kg	90 kg
Product weight	1.7 kg	2.9 kg
Stackable + locking system	•	•
Splash-proof	•	•
Lockable	•	•
Telescopic handle + wheels	-	-
Foam inserts	1x inlay for lid, 1x inlay for base	-
Plastic compartments	-	-
Hand tool insert	-	•
Article number	45.400.11	45.400.21



## SYSTEM CASES E-CASE



	E-Case L	E-Case Tower
Items supplied	1x E-Case L + 1x hand tool insert + 2x spacer clips	1x E-Case S + 2x foam inlays, 1x E-Case S + 1x set of plastic compartments, 1x E-Case L + 1x hand tool insert + 2x spacer clips
Internal dimensions	415 x 273 x 320 mm	415 x 280 x 95 mm (E-Case S), 415 x 273 x 320 mm (E-Case L)
External dimensions (incl. telescopic handle)	444 x 406 x 355 mm	444 x 368 x 700 mm
Load capacity	120 kg	120 kg
Product weight	6.3 kg	10.1 kg
Stackable + locking system	•	•
Splash-proof	•	•
Lockable	•	•
Telescopic handle + wheels	•	•
Foam inserts	-	1x inlay for lid, 1x inlay for base
Plastic compartments	-	2x long, 3x mid-length, 4x short dividers
Hand tool insert	•	•
Article number	45.400.14	45.400.15




## SYSTEM CASES E-CASE



	E-Case Toolbox <span style="float: right;">NEW</span>	E-Case Bag <span style="float: right;">NEW</span>
Items supplied	1x E-Case Toolbox	1x E-Case Bag
External dimensions	444 x 320 x 210 mm	440 x 220 x 330 mm
Internal dimensions	403 x 290 x 195 mm	430 x 210 x 290 mm
Load capacity	90 kg	30 kg
Product weight	1.7 kg	1.5 kg
Stackable + locking system	•	•
Article number	45.400.37	45.400.36



## E-CASES ACCESSORIES



	Set of Plastic Compartments	Grid Foam
Suitable for	E-Case S-F	E-Case S-F
Items supplied	2x long, 3x medium, 4x short dividers	1x adjustable grid foam inlay
Article number	45.400.12	45.400.13



**25 kg**

Maximum loading of a single case when carried by the handle on the side



**90 kg**

Maximum loading of several cases when carried by the handle on the top



**120 kg**

Maximum total load E-Case L + stacked cases



**1000 kg**

Maximum permissible loading of the case at the bottom of the stack



### IT'S YOUR CHOICE. WHAT DOES MULTI-AH MEAN?

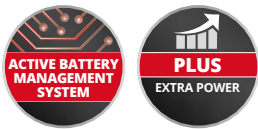
Thanks to MULTI-Ah technology, switching over from a 5 Ah battery to a 8 Ah battery is really easy and can be done with just the push of a button. The 5 Ah battery has a 3x longer total service life and is suitable for lighter applications (e.g. cordless lamp or cordless screwdriver). The 8 Ah battery offers them maximum running time for more capacity-intensive applications (e.g. cordless lawn mower or cordless wet and dry vacuum cleaners).

5 Ah **300%** more lifetime <sup>1)</sup>

8 Ah **60%** more runtime <sup>2)</sup>

<sup>1)</sup> In comparison to every standard lithium-ion battery  
<sup>2)</sup> In comparison to the 5 Ah battery

### ACCESSORIES – BATTERIES



	5-8 Ah Multi-Ah Power X-Change Plus Battery	4-6 Ah Multi-Ah Power X-Change Plus Battery
Items supplied	1 battery	1 battery
PXC battery voltage / capacity	18 V / 8.0 Ah or 5.0 Ah (depending on the application)	18 V / 6.0 Ah or 4.0 Ah (depending on the application)
Battery power	max. 1350 W	max. 1350 W
Product weight	1.04 kg	1.02 kg
Article number	45.116.00	45.115.02



Scan the barcode to receive information about the supported projects

### CLIMATE PROTECTION PROJECTS AT CLIMATEPARTNER.

To compensate the CO2 emissions of our Power X-Change batteries we are supporting climate protection projects in the areas of sustainable power generation and marine conservation. The compensation covers CO2 emissions of the battery types 3.0 Ah Plus, 4.0 Ah Plus, 4-6 Ah Multi-Ah Plus and 5-8 Ah Multi-Ah Plus from production to sales.

The climate protection projects selected via ClimatePartner are certified in accordance with international standards such as Verified Carbon Standard (VCS) or Gold Standard (GS) and are regularly checked by independent third-parties. This assures and confirms the climate protection impact of the projects (CO2 reduction) on a regular basis.

For detailed information use the QR code.



**NO CHANCE FOR DUST AND WATER.  
OFFICIALLY TESTED ACCORDING TO IP57 PROTECTION CLASS. \***

**WHAT DOES IP57 MEAN?**

**DUST 5**

Protected from all types of foreign bodies and dust – be it wood, brick or metal.



**7 WATER**

Protected from high pressure water spray and temporary submersion – to a maximum depth of 1 m for up to 30 minutes.



In addition to the sealed housing there is a sensor controlled safety cut out to prevent short circuiting under water.

After the contacts have been dried, the battery is ready for use again.

\* Protection according to IP57 applies to the battery itself. It does not apply to tools operated with the battery

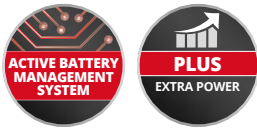
**ACCESSORIES – BATTERIES**



	<b>4.0 Ah SEALED Power X-Change Plus Battery</b> <span style="color: red; font-weight: bold;">NEW</span>	<b>3.0 Ah SEALED Power X-Change Plus Battery</b> <span style="color: red; font-weight: bold;">NEW</span>
Items supplied	1 battery	1 battery
PXC battery voltage / capacity	18 V / 4.0 Ah	18 V / 3.0 Ah
Battery power	max. 900 W	max. 900 W
Product weight	0.58 kg	0.57 kg
Article number	45.116.27	45.116.18



## ACCESSORIES – BATTERIES



	5.2 Ah Power X-Change Plus Battery	4.0 Ah Power X-Change Plus Battery	3.0 Ah Power X-Change Plus Battery
Items supplied	1 battery	1 battery	1 battery
PXC battery voltage / capacity	18 V / 5.2 Ah	18 V / 4.0 Ah	18 V / 3.0 Ah
Battery power	max. 1260 W	max. 900 W	max. 900 W
Product weight	0.89 kg	0.58 kg	0.57 kg
Article number	45.114.37	45.115.53	45.115.01



	4.0 Ah Power X-Change Battery	2.0 Ah Power X-Change Battery
Items supplied	1 battery	1 battery
PXC battery voltage / capacity	18 V / 4.0 Ah	18 V / 2.0 Ah
Battery power	max. 900 W	max. 450 W
Product weight	0.65 kg	0.40 kg
Article number	45.113.96	45.113.95



### 4.0 Ah BATTERY – 4.0 Ah PLUS BATTERY. WHERE'S THE DIFFERENCE?

By switching to the new "21700" cell format (21 mm diameter, 70.0 mm length) our latest Power X-Change batteries have acquired the best combination of power/running time and weight.

Why? Using this cell technology it is possible to achieve the same power and running time with five cells instead of the previous ten.

**Benefits? The new batteries are 12 % lighter and 13 % more compact than their predecessors – at 100 % power and running time.**

Results: Light-weight all-rounders for energy-intensive applications such as in cordless chainsaws.

4.0 Ah

4.0 Ah PLUS

13% more compact\*

12% lighter\*

100% power

\* in comparison to the conventional 4 Ah battery

## ACCESSORIES – TWIN PACKS



	2x 5.2 Ah Power X-Change Twin Pack	2x 4.0 Ah Power X-Change Twin Pack
Items supplied	2 batteries	2 batteries
PXC battery voltage / capacity	2x 18 V / 5.2 Ah	2x 18 V / 4.0 Ah
Battery power	max. 2x 1260 W	max. 2x 900 W
Product weight	1.78 kg	1.32 kg
Article number	45.115.26	45.114.89



	2x 4.0 Ah Power X-Change Plus Twin Pack <b>NEW</b>	2x 3.0 Ah Power X-Change Plus Twin Pack <b>NEW</b>
Items supplied	2 batteries	2 batteries
PXC battery voltage / capacity	2x 18 V / 4.0 Ah	2x 18 V / 3.0 Ah
Battery power	max. 2x 900 W	max. 2x 900 W
Product weight	1.16 kg	1.14 kg
Article number	45.116.29	45.116.31



## PXC ACCESSORIES



	Battery Mounting Gadget	Battery Protector
Items supplied	2 battery mounting gadgets, 4 screws, 4 dowels	1 battery cover
Suitable for (batteries)	all 18 V Power X-Change batteries	all 18 V Power X-Change batteries
Can be used for (devices)	-	HYPRESSO 18/24, TE-DA 18/760 Li, GE-WS 18/10 Li
Special feature	The batteries latch in place and are secure in every position	Protects the battery against dust and moisture
Article number	45.141.55	41.401.51



## ACCESSORIES – CHARGERS



	2x2 Power X-Quattro Charger 4 A	Power X-Twincharger 3 A
Items supplied	1 charger	1 charger
Can be used for	18 V Power X-Change batteries	18 V Power X-Change batteries
Charging current	4 A	3 A
Mains voltage	220 - 240 V ~ 50 - 60 Hz	220 - 240 V ~ 50 - 60 Hz
Multiple-port charger	• 4 charging slots allow 2 batteries to be charged at the same time	• 2 charging slots allow 2 batteries to be charged at the same time
Boost mode	-	-
Integrated wall mount	-	•
Article number	45.121.02	45.120.69



	Power X-Boostcharger 8 A	Power X-Fastcharger 4 A
Items supplied	1 charger	1 charger
Can be used for	18 V Power X-Change batteries	18 V Power X-Change batteries
Charging current	3 - 8 A	4 A
Mains voltage	220 - 240 V ~ 50 - 60 Hz	220 - 240 V ~ 50-60 Hz
Multiple-port charger	-	-
Boost mode	•	-
Integrated wall mount	•	•
Article number	45.121.55	45.121.03



**OUT-AND-ABOUT AND NO POWER SOCKET AVAILABLE? NO PROBLEM THANKS TO EINHELL!**



	Power X-Car Charger 3 A
Items supplied	1 charger
Can be used for	18 V Power X-Change batteries
Charging current	3 A
Operating voltage	12 V DC
Multiple-port charger	-
Boost mode	-
Protection electronics for the car battery	•
Integrated wall mount	•
Article number	45.121.13



### POWER X-CAR CHARGER PROTECTION ELECTRONICS FOR THE CAR BATTERY



**1. The car battery is weak:**  
Charging stops and both indicator lights blink in alternation – the car battery is protected from further discharge.  
**In this state the car can still be started.**

**2. The car battery is empty:**  
The indicator lights go out – the car battery is protected from exhaustive discharge.



Find battery charging times on 94

## ACCESSORIES – STARTER KITS



2x 4.0 Ah PXC Twincharger Starter Kit	
Items supplied	2 batteries + 1 Twincharger
PXC battery voltage / capacity	2x 18 V / 2x 4.0 Ah
Battery power	max. 2x 900 W
Charging current	3 A
Mains voltage	220 - 240 V ~ 50-60 Hz
Multiple-port charger	• 2 charging slots allow 2 batteries to be charged at the same time
Boost mode	-
Integrated wall mount	•
Article number	45.121.12



**Ready To Go** means::  
The battery is ready for use. It can remain in the charger for full, low-stress charging up to 100 %.



4-6 Ah PXC Boostcharger Starter Kit	
Items supplied	1 battery + 1 Power X-Boostcharger 6 A
PXC battery voltage / capacity	18 V / 6.0 Ah or 4.0 Ah (depending on the application)
Battery power	max. 1350 W
Charging current	6 A
Mains voltage	220 - 240 V ~ 50-60 Hz
Multiple-port charger	-
Boost mode	•
Integrated wall mount	•
Article number	45.121.43



5.2 Ah PXC Fastcharger Starter Kit		4.0 Ah Power X-Change Starter Kit		2.5 Ah Power X-Change Starter Kit	
Items supplied	1 battery + 1 Power X-Fastcharger 4 A	1 battery + 1 Power X-Charger 3 A	1 battery + 1 Power X-Charger 3 A	1 battery + 1 Power X-Charger 3 A	1 battery + 1 Power X-Charger 3 A
PXC battery voltage / capacity	18 V / 5.2 Ah	18 V / 4.0 Ah	18 V / 4.0 Ah	18 V / 2.5 Ah	18 V / 2.5 Ah
Battery power	max. 1260 W	max. 900 W	max. 900 W	max. 720 W	max. 720 W
Charging current	4 A	3 A	3 A	3 A	3 A
Mains voltage	220 - 240 V ~ 50-60 Hz	220 - 240 V ~ 50-60 Hz	220 - 240 V ~ 50-60 Hz	220 - 240 V ~ 50-60 Hz	220 - 240 V ~ 50-60 Hz
Multiple-port charger	-	-	-	-	-
Boost mode	-	-	-	-	-
Integrated wall mount	•	•	•	•	•
Article number	45.121.14	45.120.42	45.120.42	45.120.97	45.120.97







## THE BATTERY GUIDE – IT'S WHAT YOU NEED THAT MATTERS.



































			18 V 2.0 Ah	18 V 2.5 Ah	18 V 3.0 Ah	18 V 4.0 Ah	18 V 5.2 Ah	18 V 6.0 Ah	18 V 8.0 Ah
Petrol Lawn Mower (Power X-Change Electric Start)	GC-PM 51/3 S HW-E Li		174 starts	218 starts	261 starts	347 starts	452 starts	522 starts	695 starts
	GC-PM 46 SM HW-E Li		193 starts	242 starts	290 starts	386 starts	502 starts	580 starts	772 starts
Cordless Lawn Mowers	RASARRO 36/42		300 m <sup>2</sup>	350 m <sup>2</sup>	450 m <sup>2</sup>	550 m <sup>2</sup>	725 m <sup>2</sup>	875 m <sup>2</sup>	1100 m <sup>2</sup>
	RASARRO 36/40		280 m <sup>2</sup>	330 m <sup>2</sup>	425 m <sup>2</sup>	500 m <sup>2</sup>	700 m <sup>2</sup>	850 m <sup>2</sup>	1000 m <sup>2</sup>
	RASARRO 36/38		300 m <sup>2</sup>	330 m <sup>2</sup>	400 m <sup>2</sup>	450 m <sup>2</sup>	700 m <sup>2</sup>	800 m <sup>2</sup>	900 m <sup>2</sup>
	RASARRO 36/36		250 m <sup>2</sup>	290 m <sup>2</sup>	400 m <sup>2</sup>	450 m <sup>2</sup>	650 m <sup>2</sup>	800 m <sup>2</sup>	900 m <sup>2</sup>
	RASARRO 36/34		200 m <sup>2</sup>	250 m <sup>2</sup>	300 m <sup>2</sup>	400 m <sup>2</sup>	500 m <sup>2</sup>	600 m <sup>2</sup>	800 m <sup>2</sup>
	GP-CM 36/52 S Li Brushless		275 m <sup>2</sup> 550 m <sup>2</sup>	315 m <sup>2</sup> 630 m <sup>2</sup>	350 m <sup>2</sup> 700 m <sup>2</sup>	450 m <sup>2</sup> 900 m <sup>2</sup>	600 m <sup>2</sup> 1200 m <sup>2</sup>	700 m <sup>2</sup> 1400 m <sup>2</sup>	800 m <sup>2</sup> 1600 m <sup>2</sup>
	GP-CM 36/47 S Li Brushless		175 m <sup>2</sup> 350 m <sup>2</sup>	215 m <sup>2</sup> 430 m <sup>2</sup>	250 m <sup>2</sup> 500 m <sup>2</sup>	350 m <sup>2</sup> 700 m <sup>2</sup>	500 m <sup>2</sup> 1000 m <sup>2</sup>	600 m <sup>2</sup> 1200 m <sup>2</sup>	700 m <sup>2</sup> 1400 m <sup>2</sup>
	GP-CM 36/47 S HW Li Brushless		175 m <sup>2</sup> 350 m <sup>2</sup>	215 m <sup>2</sup> 430 m <sup>2</sup>	250 m <sup>2</sup> 500 m <sup>2</sup>	350 m <sup>2</sup> 700 m <sup>2</sup>	500 m <sup>2</sup> 1000 m <sup>2</sup>	600 m <sup>2</sup> 1200 m <sup>2</sup>	700 m <sup>2</sup> 1400 m <sup>2</sup>
	GE-CM 36/48 Li M Brushless		250 m <sup>2</sup> 500 m <sup>2</sup>	260 m <sup>2</sup> 520 m <sup>2</sup>	300 m <sup>2</sup> 600 m <sup>2</sup>	500 m <sup>2</sup> 1000 m <sup>2</sup>	600 m <sup>2</sup> 1200 m <sup>2</sup>	700 m <sup>2</sup> 1400 m <sup>2</sup>	1000 m <sup>2</sup> 2000 m <sup>2</sup>
	GE-CM 36/43 Li M Brushless		300 m <sup>2</sup>	350 m <sup>2</sup>	450 m <sup>2</sup>	600 m <sup>2</sup>	750 m <sup>2</sup>	900 m <sup>2</sup>	1200 m <sup>2</sup>
	GP-CM 36/41 Li Brushless		280 m <sup>2</sup>	330 m <sup>2</sup>	425 m <sup>2</sup>	500 m <sup>2</sup>	700 m <sup>2</sup>	850 m <sup>2</sup>	1000 m <sup>2</sup>
	GE-CM 36/37 Li Brushless		250 m <sup>2</sup>	290 m <sup>2</sup>	400 m <sup>2</sup>	450 m <sup>2</sup>	650 m <sup>2</sup>	800 m <sup>2</sup>	900 m <sup>2</sup>
	GE-CM 36/36 Li Brushless		240 m <sup>2</sup>	270 m <sup>2</sup>	350 m <sup>2</sup>	400 m <sup>2</sup>	600 m <sup>2</sup>	700 m <sup>2</sup>	960 m <sup>2</sup>
	GE-CM 36/34-1 Li		200 m <sup>2</sup>	250 m <sup>2</sup>	300 m <sup>2</sup>	400 m <sup>2</sup>	500 m <sup>2</sup>	600 m <sup>2</sup>	800 m <sup>2</sup>
	GE-CM 36/33 Li		200 m <sup>2</sup>	250 m <sup>2</sup>	300 m <sup>2</sup>	400 m <sup>2</sup>	500 m <sup>2</sup>	600 m <sup>2</sup>	800 m <sup>2</sup>
	GE-CM 18/33 Li Brushless		100 m <sup>2</sup>	140 m <sup>2</sup>	180 m <sup>2</sup>	250 m <sup>2</sup>	300 m <sup>2</sup>	350 m <sup>2</sup>	500 m <sup>2</sup>
	GE-CM 18/32 Li Brushless		300 m <sup>2</sup>	140 m <sup>2</sup>	180 m <sup>2</sup>	250 m <sup>2</sup>	300 m <sup>2</sup>	350 m <sup>2</sup>	500 m <sup>2</sup>
	GE-CM 18/30 Li Brushless		70 m <sup>2</sup>	100 m <sup>2</sup>	150 m <sup>2</sup>	210 m <sup>2</sup>	270 m <sup>2</sup>	300 m <sup>2</sup>	420 m <sup>2</sup>
	Cordless Push Reel Mower	GE-HM 18/38 Li		150 m <sup>2</sup>	190 m <sup>2</sup>	250 m <sup>2</sup>	300 m <sup>2</sup>	400 m <sup>2</sup>	450 m <sup>2</sup>
Cordless Scarifiers/Aerators	GE-SC 36/35 Li Brushless		150 m <sup>2</sup>	190 m <sup>2</sup>	225 m <sup>2</sup>	300 m <sup>2</sup>	400 m <sup>2</sup>	450 m <sup>2</sup>	550 m <sup>2</sup>
	GE-SA 36/35 Li Brushless		150 m <sup>2</sup>	190 m <sup>2</sup>	225 m <sup>2</sup>	300 m <sup>2</sup>	400 m <sup>2</sup>	450 m <sup>2</sup>	550 m <sup>2</sup>
	GC-SC 36/31 Li		100 m <sup>2</sup>	130 m <sup>2</sup>	200 m <sup>2</sup>	250 m <sup>2</sup>	300 m <sup>2</sup>	350 m <sup>2</sup>	500 m <sup>2</sup>
	GC-SC 18/28 Li Brushless		80 m <sup>2</sup>	100 m <sup>2</sup>	120 m <sup>2</sup>	160 m <sup>2</sup>	210 m <sup>2</sup>	240 m <sup>2</sup>	350 m <sup>2</sup>
Cordless Tillers	GE-CR 30 Li		20 min	21 min	25 min	35 min	50 min	60 min	70 min
	GP-CR 36/45 Li E Brushless		8-10 min 16-20 min	10-13 min 20-26 min	13-16 min 26-32 min	16-20 min 32-40 min	22-28 min 44-56 min	24-32 min 48-64 min	32-40 min 64-80 min
	GE-CR 18/20 Li E		25-35 min	30-40 min	40-50 min	50-70 min	70-90 min	80-100 min	100-140 min



**18 V 2.0 Ah**   **18 V 2.5 Ah**   **18 V 3.0 Ah**   **18 V 4.0 Ah**   **18 V 5.2 Ah**   **18 V 6.0 Ah**   **18 V 8.0 Ah**




































			18 V 2.0 Ah	18 V 2.5 Ah	18 V 3.0 Ah	18 V 4.0 Ah	18 V 5.2 Ah	18 V 6.0 Ah	18 V 8.0 Ah
Cordless Earth Auger	GP-EA 18/150 Li Brushless		15 pcs	20 pcs	30 pcs	40 pcs	50 pcs	60 pcs	80 pcs
Cordless Spreader	GE-SR 18/22 Li		4 h	5 h	7 h	8 h	10 h	11 h	15 h
Cordless Universal Spreader	GE-US 18 Li		3 h	4 h	6 h	7 h	9 h	10 h	14 h
Cordless Spreader	GE-ST 36/40 Li E		20 min	25 min	30 min	40 min	50 min	60 min	80 min
Cordless Scythes	AGILLO 36/255		30 min 25 min	35 min 28 min	45 min 35 min	65 min 45 min	80 min 60 min	90 min 70 min	130 min 90 min
	AGILLO 18/200		20 min 12 min	25 min 15 min	35 min 20 min	50 min 30 min	65 min 45 min	75 min 55 min	100 min 60 min
Cordless Lawn Trimmers	GP-CT 36/35 Li Brushless		30 min	35 min	45 min	60 min	70 min	95 min	120 min
	GE-CT 36/30 Li E		30 min	38 min	45 min	60 min	75 min	90 min	120 min
	GE-CT 18/33 Li E		20 min	25 min	30 min	40 min	50 min	60 min	80 min
	GE-CT 18/30 Li		30 min	38 min	45 min	60 min	75 min	90 min	120 min
	GE-CT 18/28 Li TC		45 min	55 min	70 min	85 min	95 min	115 min	120 min
	GE-CT 18/28 Li		45 min	55 min	70 min	85 min	95 min	115 min	120 min
	GE-CT 18 Li		55 min	65 min	80 min	125 min	160 min	180 min	250 min
	GC-CT 18/24 Li		55 min	65 min	80 min	125 min	160 min	180 min	250 min
	GC-CT 18/24 Li P		55 min	65 min	80 min	125 min	160 min	180 min	250 min
Cordless Lawn Edge Trimmer	GE-LE 18/190 Li		25 min	33 min	45 min	55 min	65 min	75 min	110 min
Cordless Grout Cleaner	GC-CC 18 Li		45 min	50 min	60 min	90 min	120 min	135 min	180 min
Cordless Surface Brushes	PICOBELLA 18/90		150-210 min	190-260 min	225-315 min	300-420 min	390-550 min	450-630 min	600-840 min
	PICOBELLA 18/215		10-30 min	12-34 min	17-46 min	20-55 min	25-70 min	29-90 min	40-110 min
Cordless Hedge Trimmers	GP-CH 18/61 Li Brushless	ECO BOOST	39 min 27 min	49 min 33 min	59 min 40 min	78 min 53 min	102 min 69 min	118 min 80 min	156 min 106 min
	GE-CH 36/65 Li		75 min	93 min	120 min	150 min	180 min	225 min	300 min
	GE-CH 36/61 Li		72 min	80 min	105 min	144 min	168 min	210 min	288 min
	GE-CH 18/60 Li		45 min	53 min	70 min	90 min	110 min	135 min	180 min
	ARCURRA 18/55		45 min	53 min	70 min	90 min	110 min	135 min	180 min
	GC-CH 1855/1 Li		80 min	100 min	120 min	160 min	210 min	240 min	320 min
	GC-CH 18/50 Li		53 min	67 min	80 min	106 min	139 min	160 min	212 min
	GC-CH 1846 Li		80 min	100 min	120 min	160 min	210 min	240 min	320 min
	GC-CH 18/40 Li		53 min	67 min	80 min	106 min	139 min	160 min	212 min

## THE BATTERY GUIDE – IT'S WHAT YOU NEED THAT MATTERS.

									
			18 V 2.0 Ah	18 V 2.5 Ah	18 V 3.0 Ah	18 V 4.0 Ah	18 V 5.2 Ah	18 V 6.0 Ah	18 V 8.0 Ah
Cordless Olive and Fruit Harvester	GE-FS 18/53 Li		25 min	32 min	38 min	50 min	65 min	76 min	100 min
Cordless Multi-functional Tools	GE-LM 36/4in1		34 min	41 min	54 min	68 min	86 min	108 min	136 min
			27 min	33 min	44 min	54 min	66 min	88 min	108 min
			28 min	33 min	40 min	56 min	66 min	80 min	112 min
			80 pcs	100 pcs	120 pcs	160 pcs	200 pcs	240 pcs	320 pcs
Cordless Pole-Mounted Pruners	GE-HC 18 Li T		40 pcs	48 pcs	60 pcs	75 pcs	100 pcs	120 pcs	150 pcs
			30 min	35 min	40 min	60 min	75 min	80 min	120 min
Cordless Pole-Mounted Pruners	GE-LC 18 Li T		40 pcs	48 pcs	60 pcs	75 pcs	100 pcs	120 pcs	150 pcs
	GC-LC 18/20 Li T		50 pcs	65 pcs	75 pcs	100 pcs	130 pcs	135 pcs	200 pcs
Cordless Telescopic Hedge Trimmers	GE-HH 18/45 Li T		30 min	35 min	40 min	60 min	75 min	80 min	120 min
	GC-HH 18/45 Li T		28 min	33 min	40 min	56 min	66 min	80 min	112 min
Cordless Chainsaws	FORTEXXA 18/20 TH		80 pcs	100 pcs	120 pcs	160 pcs	208 pcs	240 pcs	320 pcs
	GP-LC 36/35 Li Brushless		160 pcs	200 pcs	240 pcs	320 pcs	420 pcs	480 pcs	640 pcs
	FORTEXXA 18/30	 Eco High	78 pcs 70 pcs	98 pcs 88 pcs	117 pcs 105 pcs	156 pcs 140 pcs	203 pcs 182 pcs	234 pcs 210 pcs	280 pcs 312 pcs
	GE-LC 18/25 Li		70 pcs	85 pcs	100 pcs	130 pcs	180 pcs	200 pcs	260 pcs
Cordless Pruning Chainsaw	GE-PS 18/15 Li Brushless	 50	127 pcs	158 pcs	190 pcs	254 pcs	329 pcs	380 pcs	506 pcs
Cordless Chain Sharpener	GE-CS 18 Li		240 min	300 min	390 min	480 min	660 min	780 min	960 min
Cordless Leaf Blowers	GP-LB 36/210 Li E Brushless		10-55 min	11-63 min	16-92 min	20-116 min	26-138 min	30-165 min	40-232 min
	GP-LB 18/200 Li GK Brushless		5-13 min	8-15 min	10-21 min	15-27 min	18-33 min	20-37 min	30-54 min
	GP-LB 18/200 Li E Brushless		5-13 min	8-15 min	10-21 min	15-27 min	18-33 min	20-37 min	30-54 min
	GC-CL 18 Li E		14-240 min	16-300 min	20-390 min	26-480 min	40-660 min	42-720 min	52-960 min
Cordless Universal Blower	GE-UB 18/250 Li E		10-65 min	12-80 min	14-96 min	20-130 min	24-166 min	28-192 min	40-260 min
Cordless Leaf Vacuums	VENTURRO 36/240	 Suction Blowing	9-23 min 9-25 min	10-27 min 10-28 min	14-35 min 14-37 min	17-46 min 18-49 min	21-56 min 21-58 min	27-70 min 28-74 min	34-92 min 36-98 min
	GE-CL 36 Li E Brushless	 Suction Blowing	10-30 min 13-35 min	13-35 min 16-40 min	17-45 min 21-60 min	22-65 min 27-75 min	27-90 min 32-105 min	30-100 min 39-120 min	44-130 min 54-150 min
	GE-CL 36/230 Li E	 Suction Blowing	12-28 min 13-29 min	14-34 min 16-35 min	20-45 min 24-50 min	24-55 min 27-58 min	30-75 min 37-79 min	35-85 min 43-91 min	48-110 min 54-116 min
	VENTURRO 18/210	 Suction Blowing	0-14 min 4-15 min	5-18 min 5-19 min	7-20 min 7-22 min	9-30 min 9-32 min	11-42 min 13-40 min	15-45 min 14-48 min	18-60 min 18-64 min
Cordless Knife Shredder	REDAXXO 36/25		20 min	25 min	30 min	40 min	52 min	60 min	80 min



18 V 2.0 Ah    18 V 2.5 Ah    18 V 3.0 Ah    18 V 4.0 Ah    18 V 5.2 Ah    18 V 6.0 Ah    18 V 8.0 Ah














			18 V 2.0 Ah	18 V 2.5 Ah	18 V 3.0 Ah	18 V 4.0 Ah	18 V 5.2 Ah	18 V 6.0 Ah	18 V 8.0 Ah
Cordless Grass and Shrub Shears	GE-CG 18/100 Li T		240 min	300 min	360 min	480 min	650 min	720 min	960 min
	GE-CG 18/100 Li		240 min	300 min	360 min	480 min	650 min	720 min	960 min
	GC-CG 18 Li		240 min	300 min	360 min	480 min	650 min	720 min	960 min
	GC-CG 18/1 Li		240 min	300 min	360 min	480 min	650 min	720 min	960 min
Cordless Pruning Saw	GE-GS 18/150 Li		90 pcs	115 pcs	140 pcs	180 pcs	240 pcs	280 pcs	360 pcs
Cordless Pruning Shears	GE-LS 18 Li		1426 pcs	1783 pcs	2139 pcs	2852 pcs	3708 pcs	4278 pcs	5704 pcs
Cordless Pressure Sprayers	GE-WS 18/150 Li		2.5 h	3.5 h	4 h	5 h	7 h	8.5 h	10 h
	GE-WS 18/75 Li		6 h	7.5 h	10 h	12 h	16 h	20 h	24 h
	GE-WS 18/35 Li		6 h	7.5 h	10 h	12 h	16 h	20 h	24 h
	GE-WS 18/10 Li		16 h	20 h	24 h	32 h	42 h	48 h	64 h
Cordless Fans	GE-CF 18/2200 Li	 min. speed  max. speed	7.0 h 2.6 h	8.8 h 3.3 h	10.6 h 4.0 h	14.0 h 5.6 h	18.3 h 7.0 h	21.2 h 8.0 h	28.0 h 11.2 h
	GC-CF 18/110 Li	 min. speed  max. speed	26.0 h 5.3 h	32.0 h 6.6 h	38.5 h 8.0 h	51.0 h 11.0 h	67.0 h 14.0 h	77.0 h 16.0 h	102.0 h 21.2 h
Cordless Hot Air Generator with Rechargeable Battery	GE-HG 18/370 Niro Li		140 min	160 min	180 min	280 min	330 min	380 min	560 min
Cordless Hose Reels (Water)	GE-HR 18/30 (WH) Li	 no water water	33 22	42 28	50 34	66 44	86 57	100 68	132 88
Cordless Automatic Garden Pump	AQUINNA 36/38 F LED AUTOMATIC	 BOOST  ECO	16 min 32 min	20 min 40 min	24 min 48 min	32 min 64 min	42 min 84 min	48 min 96 min	64 min 128 min
Cordless Garden Pumps	AQUINNA 36/38 F LED	 BOOST  ECO	16 min 32 min	20 min 40 min	24 min 48 min	32 min 64 min	42 min 84 min	48 min 96 min	64 min 128 min
	AQUINNA 36/34	 BOOST  ECO	16 min 32 min	20 min 40 min	24 min 48 min	32 min 64 min	42 min 84 min	48 min 96 min	64 min 128 min
	AQUINNA 36/30	 BOOST  ECO	15 min 35 min	23 min 47 min	30 min 55 min	35 min 70 min	45 min 85 min	50 min 100 min	70 min 140 min
	AQUINNA 18/30 F LED	 BOOST  ECO	15 min 19 min	17 min 23 min	20 min 28 min	30 min 38 min	36 min 48 min	40 min 56 min	60 min 76 min
	AQUINNA 18/28	 BOOST  ECO	14 min 18 min	17 min 22 min	20 min 27 min	28 min 36 min	36 min 47 min	40 min 54 min	56 min 72 min
Cordless Clear Water Pumps	GE-PP 18 RB Li		15 min	20 min	25 min	30 min	35 min	45 min	60 min
	GE-SP 18 LL Li		30 min	35 min	40 min	60 min	70 min	80 min	120 min
	GE-SP 18 Li		30 min	35 min	40 min	60 min	70 min	80 min	120 min
Cordless Dirty Water Pumps	GE-DP 18/25 Li	 BOOST  ECO	15 min 21 min	19 min 26 min	23 min 32 min	30 min 42 min	40 min 55 min	46 min 64 min	60 min 84 min
	GE-DP 18/25 LL Li	 BOOST  ECO	15 min 21 min	19 min 26 min	23 min 32 min	30 min 42 min	40 min 55 min	46 min 64 min	60 min 84 min

70 pcs


**BASIC PERFORMANCE – Upgrade recommended**

Figures shown in lighter fields (for example see above) indicate that we recommend using a battery with greater power/capacity for full power and the appropriate operating time of the machine.

**Key to Symbols:**

-  Max. number of starts per battery charge
  -  Max. workable area per battery charge
  -  Max. workable area per battery charge with 2 or 4 batteries (either 2 or 4 batteries can be inserted in the GE-CM 36/47)
  -  Max. operating time per battery charge in idle mode
  -  Max. number of drill holes (depth 40 cm, mixed floor) per battery charge
  -  Max. operating time per battery charge in idle mode (with blade)
  -  Max. operating time per battery charge in idle mode (with lines pool)
  -  Max. operating time per battery charge in idle mode (with hedge trimmer)
  -  Max. number of cuts through 70 x 70 mm square timber per battery charge
  -  Max. number of cuts through 50 x 50 mm roundwood per battery charge
  -  Max. number of cuts per battery charge through roundwood ø 60 mm
  -  Max. number of cuts per battery charge through dry beech branches ø 15 mm
  -  no water water Max. number of roll-on and roll-off cycles per battery charge with empty respectively water-filled hose
- Suction / Blowing:  
Operating time if the suction or blowing function is used
- BOOST / ECO: Operating time in Boost or Eco Mode
- All stated values are maximum values. They were determined under standardised test conditions and may differ from the values achievable in everyday operation.

**BATTERY CHARGING TIME TABLE**

	1.5 Ah	2.0 Ah	2.5 Ah	3.0 Ah	4.0 Ah	5.2 Ah	6.0 Ah	8.0 Ah	
<b>Power X-Charger 3 A</b>									 <p><b>Shorter charging time</b></p> <p>-25%</p> <p>-50%</p> <p>-60%</p>
<b>Power X-Twincharger 3 A</b> (parallel charging of 2 batteries)	30 min	40 min	50 min	60 min	75 min	100 min	120 min	160 min	
<b>Power X-Car Charger 3 A</b>									
<b>Power X-Fastcharger 4 A</b>									
<b>2x2 Power X-Quattrocharger 4 A</b> (parallel charging of 2 batteries)	24 min	30 min	37 min	45 min	60 min	80 min	90 min	120 min	
<b>Power X-Boostcharger 6 A *</b>	24 min	30 min	27 min	32 min	40 min	50 min	60 min	80 min	
<b>Power X-Boostcharger 8 A **</b>	24 min	30 min	27 min	32 min	40 min	40 min	45 min	60 min	

\* Only 2.5 Ah - 8.0 Ah batteries can be charged with 6 A. Batteries of lower capacity are charged with a lower current.

\*\* Only 5.2 Ah - 8.0 Ah batteries can be charged with 8 A. Batteries of lower capacity are charged with a lower current.

## THE POWER X-CHANGE PARTNERS. STRONG COLLABORATIONS WITH STRONG PRODUCTS.

"Cordless freedom for everyone." This is the vision of the Einhell brand. It is widely known already that the cordless screwdrivers, circular saws, lawn mowers and all other members of the Power X-Change team can be operated using one and the same battery. To give our customers access to many more Power X-Change applications beyond the workshop and garden we have opened our cordless platform to cooperation partners from other areas. Diverse platform partners are already using our Power X-Change batteries in their own products – and the number is constantly rising!

### MISSION GAMING FUN WITH CORDLESS POWER

#### Ride-On Audi R8 Spyder from Jamara

- Dimensions (l x w x h): 106 × 62 × 34 cm
- Top speed: approx. 5 km/h
- Max. weight: 25 kg

Article only available without batteries / chargers  
Art. No. 60.000.13

Other colors are available at [www.jamara-shop.com](http://www.jamara-shop.com)

- Two-wheel drive with two powerful drive motors
- Bluetooth and USB connection for playing music
- Rear suspension
- Sports steering wheel and LED headlight



### CAMPING WITH E.POWER TECHNOLOGY

#### Knaus/Weinsberg – Caravan Charger

Users of select caravan models from Knaus and Weinsberg can operate their refrigerator, water pump and light with our Power X-Change batteries for up to 10 hours. In other words, the customer can supply his caravan independently with energy for a whole night. And of course he can remove the battery at any time for use in any one of the other 250+ cordless devices such as a cordless vacuum cleaner or a cordless compressor. What could be more perfect than our Power X-Change battery for your next camping trip!?



To learn more, go to [www.knaus.com](http://www.knaus.com)

### UNLIMITED SUCTION THANKS TO CORDLESS BATTERY CHANGE-OVER SYSTEM

#### SEPURO Stick Vacuum Cleaner from Severin

Severin trusts in the Power X-Change cordless platform for its SEPURO range of innovative handheld and stick vacuum cleaners. With the 3.0 Ah battery included on delivery, the SEPURO PRO achieves either a running time of up to 60 minutes or uninterrupted suction thanks to its battery changeover system! Plus – the vac guarantees uncompromising cleanliness. Whether you prefer the model with a dust bag or without, this cordless vac sets new standards in terms of hygiene and is also allergy-friendly.

To learn more, go to [www.severin.com](http://www.severin.com)



### POND CARE WITH POWER X-CHANGE

#### Pond sludge vacuum cleaner type F636-PXC from Heissner

Heissner, our platform partner and specialist for ponds, pools and garden lighting, has created the perfect cordless garden helper in the form of its F636-PXC pond sludge vacuum cleaner. The wet and dry vac with self-emptying function is perfect for cleaning small ponds and for emptying pools, paddling pools and much more besides. All of this thanks to the cordless freedom of Power X-Change.



To learn more, go to [www.heissner.de](http://www.heissner.de)

### E-MOBILITY WITH POWER X-CHANGE

#### The FOLDY-E folding bike from Vecocraft

Vecocraft, another platform partner, relies on our Power X-Change batteries for its folding E-bike. A range of up to 35 km is possible with two 18 V Power X-Change batteries. The compact 20 inch aluminium folding E-bike is notable for its low weight and folded dimensions of just 860 x 500 x 640 mm. This means it can easily be taken with you in a car or on public transport.

To learn more, go to [www.vecocraft-shop.de](http://www.vecocraft-shop.de)



# LAWN AND SOIL CARE







## ROBOT LAWN MOWER

**PUREPOWER**  
BRUSHLESS



	GC-RM 500 Brushless
Battery voltage / capacity	28 V / 2.0 Ah
For lawn areas of up to approx.*	500 m <sup>2</sup>
Cutting width	18 cm
Cutting height adjustment	infinitely / 20-60 mm / central
Suitable for slopes up to	35%
Impact, lift and tilt sensors	•
Brushless motor	•
Integrated carry handle	•
Number of batteries / number of charging units	1 / 1
Supplied with perimeter wire	130 m
Supplied with fastening hooks	190 pcs
Supplied with accessories	3 connecting clamps, 3 blades
Article number	34.139.30

\* The stated area coverage is based on the assumption of ideal conditions



### ROBOT LAWN MOWERS WITH PERIMETER WIRE - ACCESSORIES

		Article number	EAN	Items supplied	Suitable for
	Robot Lawn Mower Garage	34.140.24	4 006825 654417	1 pc (folding, l x b x h: 77.0 x 59.0 x 39.5 cm)	all Einhell robot lawn mowers
	Perimeter Wire	34.140.21	4 006825 648782	1 pc (50 m)	
	Spare Blades	34.140.20	4 006825 648775	12 pcs	
	Fastening Hooks	34.140.23	4 006825 648805	100 pcs	
	Connection Clamps	34.140.22	4 006825 648799	4 pcs	
	Repair Kit	34.140.26	4 006825 657968	5 m perimeter wire, 15 fastening hooks, 8 connecting clamps	
	Cleaning Set	34.140.25	4 006825 657951	Gloves, brushes, scouring pad, microfibre cloth, spatula, screwdriver	

## ELECTRIC LAWN MOWERS



	GC-EM 1800/43 <span style="float: right;">NEW</span>	GC-EM 1600/37 <span style="float: right;">NEW</span>
Mains connection / rated input	230 - 240 V ~ 50 Hz / 1800 W	230 - 240 V ~ 50 Hz / 1600 W
Cutting width	43 cm	37 cm
Cutting height adjustment	6 levels / 20 - 65 mm / central	5 levels / 20 - 60 mm / central
Grass box capacity	50 l	38 l
Wheel diameter front / rear	150 mm / 220 mm	150 mm / 220 mm
Housing material	Plastic	Plastic
For lawn areas of up to approx.*	800 m <sup>2</sup>	700 m <sup>2</sup>
Product weight	12.1 kg	10.7 kg
Mulching function	-	-
Highwheels	•	•
Integrated carry handle	•	•
Cable-relief clip	•	•
Height-adjustable handlebar	•	•
Folding handlebar	•	•
Quick clamping function	•	•
Grass box with level indicator	•	•
Wide wheels exert less stress on the lawn	•	•
Article number	34.000.90	34.000.80



## ELECTRIC LAWN MOWERS



	GC-EM 1000/32 <span style="float: right;">NEW</span>
Mains connection / rated input	220 - 240 V ~ 50 Hz / 1000 W
Cutting width	32 cm
Cutting height adjustment	3 Stufen / 30 - 70 mm / axial
Grass box capacity	30 l
Wheel diameter front / rear	140 mm / 140 mm
Housing material	Plastic
For lawn areas of up to approx.*	300 m <sup>2</sup>
Product weight	7.9 kg
Mulching function	-
Highwheels	-
Integrated carry handle	•
Cable-relief clip	•
Height-adjustable handlebar	-
Folding handlebar	-
Quick clamping function	-
Grass box with level indicator	-
Wide wheels exert less stress on the lawn	•
Article number	34.000.70



# PETROL LAWN MOWERS



Petrol Lawn Mower  
**GC-PM 56/2 S HW**

## VORTEX DECK

Special flow-optimized deck with perfect mowing and catching characteristic

## FILLING LEVEL INDICATOR

## CENTRAL CUTTING HEIGHT ADJUSTMENT

For easy and individual selection of the cutting height

## SIDE DISCHARGE

Perfectly suited for use in tall grass

## MULCHING FUNCTION

## DEFLECTOR REAR DISCHARGE

Cuttings ejected to the rear without a catch basket for maximum grass heights

## CLEANING POSITION

Adjustment option for comfortable cleaning

## PETROL LAWN MOWERS



	<b>GC-PM 56/2 S HW</b>
Engine / displacement	4-stroke engine / 173 cm <sup>3</sup>
Power / working speed	2.8 kW / 2850 min <sup>-1</sup>
Cutting width	56 cm
Cutting height adjustment	6 levels / 25 - 70 mm / central
Grass box capacity	80 l
Wheel diameter front / rear	200 mm / 280 mm
Housing material	Powder-coated sheet steel
For lawn areas of up to approx.*	2200 m <sup>2</sup>
Product weight	38.3 kg
5-in-1 function	•
Highwheels	•
Self-propelling	•
Lawn comb and built-in lifting handle	•
Cleaning and storage position	•
Vortex Technology deck	•
Height-adjustable handlebar	•
Folding handlebar	•
Grass box with level indicator	•
Cleaning tool	•
Article number	34.048.60



## PETROL LAWN MOWER (POWER X-CHANGE ELECTRIC START)



	GC-PM 51/3 S HW-E Li	GC-PM 46 SM HW-E Li
Engine / displacement	4-stroke engine / 170 cm <sup>3</sup>	4-stroke engine / 146 cm <sup>3</sup>
Power / working speed	2.7 kW / 2900 min <sup>-1</sup>	2.0 kW / 2900 min <sup>-1</sup>
PXC battery voltage / capacity	1x 18 V / 2.0 Ah	1x 18 V / 2.0 Ah
Charging time	2.5 h	2.5 h
Cutting width	51 cm	46 cm
Cutting height adjustment	6 levels / 30 - 80 mm / central	9 levels / 25 - 80 mm / central
Grass box capacity	70 l	65 l
Wheel diameter front / rear	204 mm / 280 mm	204 mm / 280 mm
Housing material	Powder-coated sheet steel	Powder-coated sheet steel
For lawn areas of up to approx.*	1800 m <sup>2</sup>	1400 m <sup>2</sup>
Product weight	34.8 kg	32.1 kg
Highwheels	•	•
Self-propelling	•	•
Electric start function with PXC battery (18 V)	•	•
Mulching function	•	•
Height-adjustable long handle with soft grip	•	•
Grass box with level indicator	•	•
Lawn comb	-	•
Number of batteries / number of chargers	1 / 1	1 / 1
Article number	34.048.70	34.075.60



4 006825 655285



4 006825 662054

## EINHELL VORTEX TECHNOLOGY

The metal deck is specially designed for an optimum airflow. Thanks to the special shape, the rotating blade generates strong suction which straightens up the grass before it is cut. Only then it is cut and then shredded with great force in the optimized airflow and ejected afterwards.



## LUSHER GREEN THANKS TO MULCHING

Many Einhell lawn mowers can be converted to a mulch mower by fitting a mulching adapter.

The grass is shredded several times and remains on the turf, where it quickly turns to compost. This fertilizes the lawn, reducing evaporation. That protects the lawn from drying out and provides ideal living conditions for microbes, which provide for melioration of the soil.

Care should be taken to cut the length of the stems by just a third at the most. The cuttings will be shredded more efficiently and drop right through to the ground as a result, so they are less of an intrusion when using the lawn. It also contributes to the formation of side shoots in the lawn. The lawn becomes thicker and more lushly green.



## PETROL LAWN MOWERS



	<b>GC-PM 46 S HW-E</b>
Engine / displacement	4-stroke engine / 146 cm <sup>3</sup>
Power / working speed	2.0 kW / 2900 min <sup>-1</sup>
Cutting width	46 cm
Cutting height adjustment	9 levels / 25 - 80 mm / central
Grass box capacity	65 l
Wheel diameter front / rear	204 mm / 280 mm
Housing material	Powder-coated sheet steel
For lawn areas of up to approx.*	1400 m <sup>2</sup>
Product weight	33.5 kg
Side ejector	-
Mulching function	-
Highwheels	•
Self-propelling	•
Electric start function	•
Lawn comb	•
Height-adjustable handlebar	•
Folding handlebar	•
Grass box with level indicator	•
Article number	34.075.70



## PETROL LAWN MOWERS



	<b>GC-PM 51/3 S HW</b>
Engine / displacement	4-stroke engine / 170 cm <sup>3</sup>
Power / working speed	2.7 kW / 2900 min <sup>-1</sup>
Cutting width	51 cm
Cutting height adjustment	6 levels / 30 - 80 mm / central
Grass box capacity	70 l
Wheel diameter front / rear	204 mm / 280 mm
Housing material	Powder-coated sheet steel
For lawn areas of up to approx.*	1800 m <sup>2</sup>
Product weight	31.4 kg
Side ejector	•
Mulching function	•
Highwheels	•
Self-propelling	•
Electric start function	-
Height-adjustable handlebar	•
Folding handlebar	•
Grass box with level indicator	•
Article number	34.043.33



## PETROL LAWN MOWERS



	GC-PM 46/5 S	GC-PM 46/3
Engine / displacement	4-stroke engine / 132 cm <sup>3</sup>	4-stroke engine / 132 cm <sup>3</sup>
Power / working speed	2.0 kW / 2900 min <sup>-1</sup>	2.0 kW / 2900 min <sup>-1</sup>
Cutting width	46 cm	46 cm
Cutting height adjustment	9 levels / 25 - 80 mm / central	9 levels / 25 - 80 mm / central
Grass box capacity	65 l	65 l
Wheel diameter front / rear	178 mm / 204 mm	178 mm / 204 mm
Housing material	Powder-coated sheet steel	Powder-coated sheet steel
For lawn areas of up to approx.*	1400 m <sup>2</sup>	1200 m <sup>2</sup>
Product weight	26.0 kg	23.0 kg
Mulching function	-	-
Self-propelling	•	-
Height-adjustable handlebar	•	•
Folding handlebar	•	•
Grass box with level indicator	•	•
Article number	34.075.50	34.075.40



4 006825 662047



4 006825 662436

## PETROL LAWN MOWERS



	GC-PM 40/2 S	GC-PM 40/2
Engine / displacement	4-stroke engine / 132 cm <sup>3</sup>	4-stroke engine / 132 cm <sup>3</sup>
Power / working speed	2.0 kW / 2900 min <sup>-1</sup>	2.0 kW / 2900 min <sup>-1</sup>
Cutting width	40 cm	40 cm
Cutting height adjustment	7 levels / 25 - 75 mm / central	3 levels / 25 - 60 mm / single
Grass box capacity	45 l	45 l
Wheel diameter front / rear	178 mm / 203 mm	152 mm / 152 mm
Housing material	Plastic	Plastic
For lawn areas of up to approx.*	1000 m <sup>2</sup>	800 m <sup>2</sup>
Product weight	19.9 kg	17.3 kg
Mulching function	-	-
Self-propelling	•	-
Height-adjustable handlebar	-	-
Folding handlebar	•	•
Grass box with level indicator	•	•
Article number	34.048.23	34.048.33



4 006825 665260



4 006825 665741

# HAND LAWN MOWERS

## LONG HANDLE

Ergonomically shaped and equipped with a soft grip for perfect handling

## HEIGHT ADJUSTABLE LONG HANDLE

The height-adjustable long handle can be adjusted to users of all sizes for ergonomic and user-friendly mowing

## BALL BEARING MOWING SPINDLE

with 5 high-quality precision-ground cutting blades for a perfect cut

Hand Lawn Mower  
**GE-HM 38 S-F**

## QUIET AND EFFORTLESS

Thanks to the contactless cutting technology there is reduced friction loss which allows for easier and quieter working

## GRASS CATCH BOX

The removable grass catch box has a capacity of 26 l

## CUTTING HEIGHT ADJUSTMENT

The 4-stage cutting height adjustment ensures a precise cutting result



## HAND LAWN MOWERS



	GE-HM 38 S-F
Cutting width	38 cm
Cutting height adjustment	4 levels / 13 - 38 mm
Grass box capacity	26 l
Number of mowing blades	5
Mowing spindle diameter	125 mm
Wheel diameter	220 mm
For lawn areas of up to approx.*	250 m <sup>2</sup>
Product weight	8.4 kg
Wide wheels exert less stress on the lawn	•
Parking position	•
Height-adjustable handlebar	•
Contactless	•
Catch bag	•
Article number	34.141.61





## HAND LAWN MOWERS



	GE-HM 38 S
Cutting width	38 cm
Cutting height adjustment	4 levels / 13 - 38 mm
Grass box capacity	-
Number of mowing blades	5
Mowing spindle diameter	125 mm
Wheel diameter	220 mm
For lawn areas of up to approx.*	250 m <sup>2</sup>
Product weight	7.8 kg
Wide wheels exert less stress on the lawn	•
Parking position	•
Height-adjustable handlebar	•
Contactless	•
Catch bag	-
Article number	34.141.65



## HAND LAWN MOWERS



	GC-HM 400
Cutting width	40 cm
Cutting height adjustment	4 levels / 13 - 37 mm
Grass box capacity	27 l
Number of mowing blades	5
Mowing spindle diameter	125 mm
Wheel diameter	215 mm
For lawn areas of up to approx.*	250 m <sup>2</sup>
Product weight	7.5 kg
Wide wheels exert less stress on the lawn	•
Parking position	•
Height-adjustable handlebar	-
Contactless	-
Article number	34.141.29



	GC-HM 300
Cutting width	30 cm
Cutting height adjustment	4 levels / 13 - 37 mm
Grass box capacity	16 l
Number of mowing blades	5
Mowing spindle diameter	125 mm
Wheel diameter	215 mm
For lawn areas of up to approx.*	150 m <sup>2</sup>
Product weight	6.5 kg
Wide wheels exert less stress on the lawn	•
Parking position	•
Height-adjustable handlebar	-
Contactless	-
Article number	34.141.14



# SCARIFIERS/AERATORS

## HEIGHT-ADJUSTABLE AND FOLDABLE HANDLEBAR

Perfect adjustment to any body size and space-saving storage after use – quick and easy thanks to the quick fasteners

## POWERFUL SERIES MOTOR

Series motor for effortless and fast work

## CENTRAL WORKING DEPTH ADJUSTMENT

Comfortable 3-stage working depth adjustment

## TOOLLESS ROLLER CHANGE

Easy and convenient change-over of aerator roller and scarifier roller



Electric Scarifier/Aerator  
**GE-SA 1435/1**

**CATCH BAG**  
28 litre capacity and easy to fit

## ELECTRIC SCARIFIERS/AERATORS

**3-IN-1**

- SCARIFYING
- AERATING
- CATCHING



	GE-SA 1640	GE-SA 1435/1
Mains connection / rated input	230 V ~ 50 Hz / 1600 W	230 V ~ 50 Hz / 1400 W
Working width	400 mm	350 mm
Working depth adjustment	4 levels (central) + transport position	3 levels (central) + parking position
Number of blades (ball bearing)	20 pcs	16 pcs
Number of aerating claws (ball bearing)	30 pcs	24 pcs
Wheel diameter front / rear	220 mm / 175 mm	160 mm / 160 mm
Housing material	Plastic	Easy maintenance plastic housing
For lawn areas of up to approx.*	800 m <sup>2</sup>	550 m <sup>2</sup>
Product weight	13.7 kg	10.2 kg
Integrated carry handle	•	•
Height-adjustable handlebar + parking position	•	•
Folding handlebar	•	•
Quick fasteners	•	•
Wide wheels exert less stress on the lawn	•	•
Toolless roller change	-	•
Catch bag	•	•
Aerator roller and scarifier roller	•	•
Article number	34.205.90	34.206.90



## ELECTRIC SCARIFIERS/AERATORS



	GC-SA 1231/1	GC-ES 1231/1
Mains connection / rated input	230 V ~ 50 Hz / 1200 W	230 V ~ 50 Hz / 1200 W
Working width	310 mm	310 mm
Working depth adjustment	3 levels (central) + parking position	3 levels (central) + parking position
Number of blades (ball bearing)	8 double-knives	8 double-knives
Number of aerating claws (ball bearing)	45 St.	-
Wheel diameter front / rear	180 mm / 100 mm	180 mm / 100 mm
Housing material	Plastic	Plastic
For lawn areas of up to approx.*	300 m <sup>2</sup>	300 m <sup>2</sup>
Product weight	8.5 kg	8.0 kg
Integrated carry handle	•	•
Height-adjustable handlebar	•	•
Folding handlebar	•	•
Quick fasteners	-	-
Wide wheels exert less stress on the lawn	•	•
Catch bag	•	-
Scarifier roller	•	•
Aerator roller	•	-
Article number	34.206.40	34.206.30



4 006825 628272



4 006825 628289

## PETROL SCARIFIER



	GC-SC 4240 P
Engine / displacement	4-stroke engine / 212 cm <sup>3</sup>
Power rating	4.2 kW
Working width	400 mm
Working depth adjustment	8 levels (central) + transport position
Number of blades (ball bearing)	18 pcs
Wheel diameter front / rear	180 mm / 180 mm
Housing material	Metal
For lawn areas of up to approx.*	1200 m <sup>2</sup>
Product weight	31.4 kg
Folding handlebar	•
Wide wheels exert less stress on the lawn	•
Catch bag	•
Scarifier roller	•
Article number	34.200.19



4 006825 638073

## GARDEN ROLLER



	GC-GR 57
Working width	57 cm
Roller diameter	32 cm
Filling quantity	46 l
Housing material	Coated metal
Product weight	10.5 kg
Filling with sand	•
Filling with water	•
Article number	34.153.02



4 006825 627404

## ELECTRIC GROUT CLEANER



	GC-EG 1410
Mains connection / rated input	230 - 240 V ~ 50 Hz / 140 W
Diameter of brush	100 mm
Housing material	Plastic
Product weight	1.5 kg
Guide wheel	•
Cable-relief clip	•
Steel brush (15 mm wide)	•
Steel brush (10 mm wide)	- (available as an accessory)
Nylon brush (10 mm wide)	•
Nylon brush (6 mm wide)	- (available as an accessory)
Article number	34.240.02



4 006825 627411

## MULTI-PURPOSE SPREADER



	GC-SR 12
Spread width	45 cm
Capacity of grit box	12 l
Wheel diameter	200 mm
Product weight	2.5 kg
Double push-bar	•
Spreading volume adjuster	•
Corrosion-resistant roller	•
Spring lock - device dismountable without tools	•
Article number	34.152.38



4 006825 635065

## ELECTRIC LAWN TRIMMERS



GC-ET 4530 Set	
Mains connection / rated input	230 V ~ 50 Hz / 450 W
Cutting width (thread)	300 mm
Thread diameter / length	1.4 mm / 1000 cm
Single / twin line cutting	Twin line cutting
Housing material	Plastic
Product weight	2.6 kg
Additional handle	•
Telescopic long handle	•
Cable-relief clip	•
Motor head rotateable	180°
Motor head can be tilted	4 settings
Flower guard	•
Automatic jog line feed	-
Fully automatic line feed	•
Edge roller	-
Thread spool	• (3 pcs)
Article number	34.020.22



## ELECTRIC LAWN TRIMMERS



GC-ET 3023	
Mains connection / rated input	230 V ~ 50 Hz / 300 W
Cutting width (thread)	230 mm
Thread diameter / length	1.5 mm / 600 cm
Single / twin line cutting	Single line cutting
Housing material	Plastic
Product weight	1.5 kg
Additional handle	•
Telescopic long handle	-
Cable-relief clip	•
Motor head rotateable	-
Motor head can be tilted	-
Flower guard	-
Automatic jog line feed	•
Fully automatic line feed	-
Edge roller	-
Thread spool	•
Article number	34.020.50

GC-ET 2522	
Mains connection / rated input	230 - 240 V ~ 50 Hz / 250 W
Cutting width (thread)	220 mm
Thread diameter / length	1.2 mm / 600 cm
Single / twin line cutting	Twin line cutting
Housing material	Plastic
Product weight	1.1 kg
Additional handle	•
Telescopic long handle	-
Cable-relief clip	•
Motor head rotateable	-
Motor head can be tilted	-
Flower guard	-
Automatic jog line feed	•
Fully automatic line feed	-
Edge roller	-
Thread spool	•
Article number	34.020.40



## PETROL LAWN TRIMMER



	GC-PT 2538/1 I AS
Engine / displacement	2-stroke engine / 25.4 cm <sup>3</sup>
Power rating	0.6 kW
Cutting width (thread)	380 mm
Thread diameter / length	2 mm / 400 cm
Single / twin line cutting	Twin line cutting
Housing material	Plastic
Product weight	5.5 kg
Shaped long handle made of aluminium	•
Split shaft	•
Quick Start	•
Autochoke	•
Centrifugal clutch for cutting tool	•
Automatic jog line feed	•
Article number	34.019.38



4 006825 643800

## PETROL MULTI-FUNCTIONAL TOOL



	GC-MM 52 I AS
Engine / displacement	2-stroke engine / 51.7 cm <sup>3</sup>
Power rating	1.5 kW
Cutting width (double thread)	420 mm
Thread diameter / length	2.4 mm / 400 cm
Cutting width (blade)	255 mm
Cutting length chainsaw	255 mm
Chain cutting speed	21.3 m/s
Blade length of hedge trimmer	395 mm
Spacing between teeth (hedge trimmer)	31 mm
Max. working height of elevated tools	3.5 m (pruner) / 3.5 m (hedge trimmer)
Extendable handle	•
Long handle made of aluminium tube	•
Split shaft	•
Autochoke	•
Digital ignition - stable engine run	•
Automatic jog line feed	•
Cutting unit (Hedge Trimmer) tiltable	•
OREGON quality bar and chain	•
Automatic chain lubrication	•
Adjustable handle	•
Protective cover	•
Carrying belt with quick release	•
Article number	34.365.55



4 006825 641684

## POWER TOOLS ACCESSORIES



	Petrol and Oil Suction Pump
Suction hose length	1.3 m
Collecting container	1.6 l
Article number	34.070.00



4 006825 547276

# PETROL SCYTHES



**SPLIT SHAFT**  
User-friendly plug-together system for stowing away quickly and compactly

**ALUMINIUM SHAFT**  
Low weight – easy to work with

**4-STROKE ENGINE**  
High-grade, modern and low-vibration 4-stroke engine

**BIKE HANDLE**  
The universally adjustable aluminium handle in bike handle design with integral controls enables ergonomic operation with the maximum possible control

Petrol Scythe  
**GC-BC 36-4 S**

**HIGH COMFORT HARNESS**  
Complete with harness for comfortable and high power work



## PETROL SCYTHES



	GC-BC 36-4 S
Engine / displacement	4-stroke engine / 37.7 cm <sup>3</sup>
Power rating	1.0 kW
Cutting width (double thread)	420 mm
Thread diameter / length	2.4 mm / 400 cm
Cutting width (blade)	255 mm
Housing material	Aluminium/plastics
Product weight	7.9 kg
Handle with all control elements	•
Long handle made of aluminium tube	•
Split shaft	•
Quick Start System	•
Autochoke	-
Digital ignition – stable engine run	•
Automatic jog line feed	•
Comfort harness	•
Blade + thread spool	•
Article number	34.365.60



## PETROL SCYTHES



	GC-BC 52 I AS	GH-BC 43 AS
Engine / displacement	2-stroke engine / 51.7 cm <sup>3</sup>	2-stroke engine / 42.7 cm <sup>3</sup>
Power rating	1.5 kW	1.25 kW
Cutting width (double thread)	420 mm	420 mm
Thread diameter / length	2.4 mm / 400 cm	2.4 mm / 400 cm
Cutting width (blade)	255 mm	255 mm
Housing material	Aluminium/plastics	Aluminium/plastics
Product weight	8.5 kg	8.9 kg
Handle with all control elements	•	•
Long handle made of aluminium tube	•	•
Split shaft	•	•
Quick Start System + Autochoke	•	•
Digital ignition – stable engine run	•	•
Automatic jog line feed	•	•
Comfort harness	•	•
Blade + thread spool	•	•
Article number	34.365.40	34.019.73



## PETROL SCYTHES



	GC-BC 30/1 I AS	GC-BC 25/1 I AS
Engine / displacement	2-stroke engine / 29.7 cm <sup>3</sup>	2-stroke engine / 25.4 cm <sup>3</sup>
Power rating	1.0 kW	0.75 kW
Cutting width (double thread)	420 mm	420 mm
Thread diameter / length	2.0 mm / 400 cm	2.0 mm / 400 cm
Cutting width (blade)	230 mm	230 mm
Housing material	Aluminium/plastics	Aluminium/plastics
Product weight	7.6 kg	6.3 kg
Handle with all control elements	•	•
Long handle made of aluminium tube	•	•
Split shaft	•	•
Quick Start System + Autochoke	•	•
Digital ignition – stable engine run	•	•
Automatic jog line feed	•	•
Comfort harness	•	•
Blade + thread spool	•	•
Article number	34.365.25	34.019.57





## PETROL TILLERS



	GC-MT 4280	GC-MT 2560 LD
Engine / displacement	4-stroke engine / 212 cm <sup>3</sup>	4-stroke engine / 150 cm <sup>3</sup>
Power / working speed	4.1 kW / 3600 min <sup>-1</sup>	2.5 kW / 3400 min <sup>-1</sup>
Working width	890 mm	600 mm
Working depth	320 mm	230 mm
Number of blades	6	6
Cultivator blade diameter	360 mm	260 mm
Fuel tank capacity	3.6 l	1.2 l
Product weight	65.6 kg	35.0 kg
Side limiting discs	•	•
Swivelling guide wheel	•	•
Quick Start	•	•
Cultivator blade stopped by dead man's circuit	•	•
Ergonomic handlebar	•	•
Height adjustable steady grips	•	•
Height adjustable brake shoe	•	•
Reverse gear	•	-
Wheels (for the use of accessories)	•	-
Article number	34.315.10	34.302.81



4 006825 662443



4 006825 646351

## PETROL TILLERS



	GC-MT 2236
Engine / displacement	4-stroke engine / 140 cm <sup>3</sup>
Power / working speed	2.2 kW / 3200 min <sup>-1</sup>
Working width	360 mm
Working depth	220 mm
Number of blades	4
Cultivator blade diameter	260 mm
Fuel tank capacity	2.0 l
Product weight	28.8 kg
Side limiting discs	-
Swivelling guide wheel	•
Quick Start	•
Cultivator blade stopped by dead man's circuit	•
Ergonomic handlebar	•
Height adjustable steady grips	•
Height adjustable brake shoe	•
Reverse gear	-
Wheels (for the use of accessories)	-
Article number	34.315.01



4 006825 638066

**PETROL TILLERS ACCESSORIES**



	Plow	Potato Plow
Suitable for	GC-MT 4280 (34.315.10)	GC-MT 4280 (34.315.10)
Article number	34.315.20	34.315.30



**ELECTRIC TILLERS**




	GC-RT 1545 M	GC-RT 7530
Mains connection / rated input	230 - 240 V ~ 50 Hz / 1500 W	230 V ~ 50 Hz / 750 W
Working width	450 mm	300 mm
Working depth	220 mm	200 mm
Number of blades	6	4
Cultivator blade diameter	200 mm	220 mm
Product weight	10.4 kg	7.4 kg
Cable-relief clip	•	•
Overload protection	•	-
Height-adjustable wheels for easy transportation	•	-
Ergonomic handlebar	•	•
Folding handlebar	•	•
Article number	34.310.60	34.310.50



# TREE AND SHRUB CARE



# ELECTRIC HEDGE TRIMMERS



Electric Hedge Trimmer  
**GE-EH 7067**

**SWIVEL HANDLE**  
Rear handle can be swiveled: Optimum handling – for vertical and horizontal cuts without fatigue

**METAL GEARING**  
Rugged metal gearing for efficient power transmission and long product life

**HAND GUARD**  
For your safety, all hedge trimmers are equipped with a large hand guard

**CUTTING COLLECTOR**  
Perfect removal of the cuttings from the top of the hedge when trimming hedges is ensured by the practical cuttings collector

**HIGH QUALITY BLADES**  
The blades made of laser-cut and diamond ground steel are designed for maximum precision and durability



**ALUMINIUM COVER**  
The product comes complete with a sturdy aluminium cover for protecting the blades

**IMPACT GUARD**  
The impact guard protects the blades and the work area against damage



## ELECTRIC HEDGE TRIMMERS

**LONG LASTING SHARPNESS****LASERCUT & DIAMOND GROUND****TURNABLE HANDLE****GE-EH 7067**

Mains connection / rated input	220 - 240 V ~ 50 Hz / 700 W
Bar length	710 mm
Cutting length	670 mm
Spacing between teeth	30 mm
Cuts per minute	3000 min <sup>-1</sup>
Product weight	3.7 kg
Turnable rear handle	•
Cutting collector	•
Laser-cut and diamond-ground blades	•
Metal gear box	•
Soft grip	•
Aluminium cover over cutters	•
Protection shield	•
Cable-relief clip	•
Protective cover with wall mount	•
Article number	34.033.40



4 006825 616170

**GE-EH 6560**

Mains connection / rated input	220 - 240 V ~ 50 Hz / 650 W
Bar length	660 mm
Cutting length	600 mm
Spacing between teeth	30 mm
Cuts per minute	3000 min <sup>-1</sup>
Product weight	3.7 kg
Turnable rear handle	•
Cutting collector	•
Laser-cut and diamond-ground blades	•
Metal gear box	•
Soft grip	•
Aluminium cover over cutters	•
Protection shield	•
Cable-relief clip	•
Protective cover with wall mount	•
Article number	34.033.30



4 006825 616163

## ELECTRIC HEDGE TRIMMERS

**LONG LASTING SHARPNESS****LASERCUT & DIAMOND GROUND****LONG LIFE METAL GEAR****GC-EH 6055/1**

Mains connection / rated input	220 - 240 V ~ 50 Hz / 600 W
Bar length	610 mm
Cutting length	550 mm
Spacing between teeth	26 mm
Cuts per minute	2800 min <sup>-1</sup>
Product weight	3.5 kg
Turnable rear handle	-
Cutting collector	•
Laser-cut and diamond-ground blades	•
Metal gear box	•
Soft grip	•
Aluminium cover over cutters	•
Protection shield	•
Cable-relief clip	•
Protective cover with wall mount	•
Article number	34.033.20



4 006825 622157

## ELECTRIC HEDGE TRIMMERS



	GC-EH 4550	GH-EH 4245
Mains connection / rated input	230 V ~ 50 Hz / 450 W	230 V ~ 50 Hz / 420 W
Bar length	560 mm	510 mm
Cutting length	500 mm	450 mm
Spacing between teeth	16 mm	16 mm
Cuts per minute	3200 min <sup>-1</sup>	3200 min <sup>-1</sup>
Product weight	2.5 kg	2.5 kg
Turnable rear handle	-	-
Cutting collector	-	-
Laser-cut and diamond-ground blades	•	•
Metal gear box	•	•
Soft grip	•	•
Aluminium cover over cutters	•	•
Protection shield	•	•
Cable-relief clip	•	•
Protective cover with wall mount	•	•
Article number	34.033.70	34.034.60



4 006825 608236



4 006825 585049

## PETROL HEDGE TRIMMER



	GE-PH 2555 A
Power rating	0.85 kW
Engine displacement	24.5 cm <sup>3</sup>
Bar length	610 mm
Cutting length	550 mm
Spacing between teeth	28 mm
Cuts per minute	2050 min <sup>-1</sup>
Product weight	5.4 kg
Swivel handle	•
Ergonomic handle	•
Anti-vibration system	•
Autochoke – Quick Start System	•
Laser-cut blades	•
Protection shield	•
Safety switch	•
Protective cover	•
Article number	34.038.35



4 006825 585186

## HEDGE TRIMMERS ACCESSORIES



	Maintenance Spray
Suitable for	Hedge trimmers, grass and shrub shears
Article number	34.030.99



4 006825 654608

## CORDLESS GRASS AND SHRUB SHEARS



GE-CG 12 Li	
Li-Ion Battery Pack	12 V / 1.5 Ah
Charging time	2 h
Operating time per battery charge	100 min
Cutting width with grass shear blade	100 mm
Cutting length with shrub cutting blade	190 mm
Spacing between teeth of shrub cutting blade	8 mm
Product weight	1.6 kg
Blade change without tools	•
Telescopic handle	•
Large wheels	•
Laser-cut blades	•
Metal gear box	•
Soft grip	•
Battery charger	•
Article number	34.104.01



4 006825 626216

## CORDLESS GRASS AND SHRUB SHEARS



	GC-CG 3.6/70 Li	GC-CG 3.6/70 Li WT
Li-Ion Battery Pack	3.6 V / 2.0 Ah	3.6 V / 2.0 Ah
Charging time	3-5 h	3-5 h
Operating time per battery charge	60 min	60 min
Cutting width with grass shear blade	70 mm	70 mm
Cutting length with shrub cutting blade	110 mm	110 mm
Spacing between teeth of shrub cutting blade	8 mm	8 mm
Product weight	1.0 kg	0.6 kg
Blade change without tools	•	•
Telescopic handle	•	-
Large wheels	•	-
Laser-cut blades	-	-
Metal gear box	-	-
Soft grip	•	•
Article number	34.103.60	34.103.65



4 006825 665161



4 006825 665444

## ELECTRIC POLE-MOUNTED PRUNER



GC-EC 7520 T	
Mains connection	220 - 240 V ~ 50 Hz
Rated input	750 W
Bar length	200 mm
Cutting length	180 mm
Cutting speed	11 m/s
Max. working height	3.0 m
Product weight	3.3 kg
Extendable handle	•
Toolless chain tensioning	•
Automatic chain lubrication	•
Large oil filler opening	•
Protective cover	•
Carrying belt with quick release	•
Article number	45.012.40



4 006825 665277

## ELECTRIC TELESCOPIC HEDGE TRIMMERS



	GC-HH 9046	GC-HH 5056
Mains connection	230 - 240 V ~ 50 Hz	230 - 240 V ~ 50 Hz
Rated input	900 W	500 W
Bar length	460 mm	560 mm
Cutting length	412 mm	470 mm
Spacing between teeth	20 mm	20 mm
Max. working height	3.0 m	3.0 m
Product weight	4.5 kg	4.0 kg
Extendable handle	-	•
Cutting head tiltable	•	•
Turnable rear handle	•	-
Laser-cut and diamond-ground blades	•	•
Metal gear box	•	•
Protective cover	•	•
Carrying belt with quick release	•	•
Article number	34.038.80	34.038.70



4 006825 666663



4 006825 666656



## ELECTRIC MULTI-FUNCTIONAL TOOL

FITTED WITH  
  
 CHAIN AND BAR

LONG LASTING  
 SHARPNESS  
  
 LASERCUT &  
 DIAMOND GROUND



	GC-HC 90/2046 T
Mains connection	230 - 240 V ~ 50 Hz
Rated input	900 W
Bar length (chainsaw)	200 mm
Chain cutting speed	11 m/s
Blade length of hedge trimmer	412 mm
Spacing between teeth (hedge trimmer)	20 mm
Max. working height	3.0 m (pruner) / 3.0 m (hedge trimmer)
Product weight	6.9 kg (incl. all attachments)
Extendable handle	-
Cutting head tiltable	•
Turnable rear handle	•
OREGON quality bar and chain	•
Automatic chain lubrication	•
Laser-cut and diamond-ground blades	•
Protective cover	•
Carrying belt with quick release	•
Article number	45.012.90



4 006825 666915



# CHAINSaws

## HAND GUARD AND CHAIN BRAKE

Kickback protection with instant reaction mechanical chain brake and large hand guard for safe operation

## ERGONOMIC HANDLE POSITIONS

For good and safe handling in all work situations – when cutting either vertically or horizontally – the handles are ergonomically positioned

Electric Chainsaw  
**GC-EC 2040**

## SOFT GRIP

Better grip, safe handling and ergonomic operation

## OIL FILLING OPENING

The large opening in the oil reservoir allows the chain oil to be topped up easily

## METAL STOP CLAW

The rugged metal stop claw keeps the saw stable for added safety and working comfort

## HIGH-QUALITY CHAIN AND BAR FROM OREGON



## CHAIN TENSIONING AND CHANGING WITHOUT TOOLS

User-friendly: Chain tensioning / changing and chainsaw adjustment without the need for additional tools

## METAL GEARING

Rugged metal gearing for efficient power transmission and long product life



## ELECTRIC CHAINSAWS



FITTED WITH  
**OREGON**  
CHAIN AND BAR



	GE-EC 2240
Mains connection	220 - 240 V ~ 50/60 Hz
Rated input	2200 W
Bar length	406 mm
Cutting length	375 mm
Cutting speed	15 m/s
Oil tank capacity	150 ml
Product weight	5.6 kg
Metal gearing	•
OREGON quality bar and chain	•
Toolless chain tensioning and changing	•
Automatic chain lubrication	•
Sturdy stop claws made of metal	•
Kickback protection with mechanical instant chain brake	•
Chain catch bolt	•
Soft grip	•
Soft start	•
Protective cover	•
Article number	45.017.40



## ELECTRIC CHAINSAWS



FITTED WITH  
**OREGON**  
CHAIN AND BAR

FITTED WITH  
**OREGON**  
CHAIN AND BAR



	GC-EC 2040	GC-EC 1935	GH-EC 1835
Mains connection	230 - 240 V ~ 50 Hz	230 - 240 V ~ 50 Hz	230 - 240 V ~ 50 Hz
Rated input	2000 W	1900 W	1800 W
Bar length	400 mm	350 mm	350 mm
Cutting length	375 mm	325 mm	325 mm
Cutting speed	15.5 m/s	15.5 m/s	13.5 m/s
Oil tank capacity	160 ml	160 ml	160 ml
Product weight	5.0 kg	4.7 kg	5.4 kg
Metal gearing	•	•	•
OREGON quality bar and chain	•	•	-
Toolless chain tensioning and changing	•	•	•
Automatic chain lubrication	•	•	•
Sturdy stop claws made of metal	•	•	•
Kickback protection with mechanical instant chain brake	•	•	•
Chain catch bolt	•	•	•
Soft grip	•	•	•
Soft start	-	-	-
Protective cover	•	•	•
Article number	45.012.30	45.012.20	45.017.10



## PETROL CHAINSAWS



	GC-PC 2040 I	GC-PC 1335/1 I
Power rating	2.0 kW / 2.7 PS	1.3 kW / 1.7 PS
Engine displacement	50.4 cm <sup>3</sup>	37.2 cm <sup>3</sup>
Bar length	400 mm	350 mm
Cutting length	390 mm	345 mm
Cutting speed	21 m/s	21.9 m/s
Fuel tank capacity	540 ml	300 ml
Oil tank capacity	240 ml	170 ml
Product weight	6.5 kg	5.3 kg
OREGON quality bar and chain	•	•
Digital ignition – stable engine run	•	•
Autochoke – Quick Start System + Primer	•	•
Toolless chain tensioning and changing	–	–
Automatic chain lubrication	•	•
Sturdy stop claws made of metal	•	•
Kickback protection with instant chain brake	•	•
Protective cover	•	•
Petrol/oil mixing bottle	•	•
Article number	45.018.51	45.018.70



## ELECTRIC CHAIN SHARPENERS



	GC-CS 235 E	GC-CS 85 E
Mains connection	230 V ~ 50 Hz	220 - 240 V ~ 50 Hz
Rated input	235 W	85 W
Grinding wheel diameter (inside)	22 mm	23 mm
Grinding wheel diameter (outside)	145 mm	108 mm
Grinding wheel thickness	3.2 mm	3.2 mm
Product weight	5.8 kg	1.9 kg
Depth stop	•	•
Scale for precise setting of the grinding angle	•	•
Clamping device	•	•
Pivoting grinding head for setting the roof angle	•	–
Light	•	–
Transparent window	•	–
Article number	44.999.10	44.999.20



## WOODWORKING ACCESSORIES



	Forest Safety Helmet
Product weight	0.7 kg
Article number	45.004.80



	Combination Canister
Product weight	0.9 kg
Article number	45.013.25



	Chainsaw Trestle
Profile thickness	1.9 mm
Maximum load capacity	250 kg
Product weight	7.1 kg
Article number	45.000.67



	Chainsaw Trestle 2.5
Profile thickness	2.5 mm
Maximum load capacity	300 kg
Product weight	9.8 kg
Article number	45.006.90



**AUTUMN  
2024**

**NEW**



## ELECTRIC LEAF VACUUMS

**2-IN-1**

VACUUMING  
BLOWING



AIR SPEED  
MIN - MAX



	GC-EL 3000 E	GC-EL 3024 E
Mains connection	220 - 240 V ~ 50 Hz	230 - 240 V ~ 50 Hz
Rated input	3000 W	3000 W
Max. blow velocity	300 km/h	240 km/h
Max. suction power	840 m <sup>3</sup> /h	650 m <sup>3</sup> /h
Idle speed	8000 - 15000 min <sup>-1</sup>	7000 - 13500 min <sup>-1</sup>
Shredding function	15:1	10:1
Debris bag volume	45 l	40 l
Product weight	3.0 kg (blow) / 4.2 kg (vacuum)	3.1 kg
Toolless change-over between suction and blasting function	•	•
Electronic speed control	•	•
Additional handle	• (adjustable)	•
Aluminum blower impeller	•	-
Guiding wheels	• (height adjustable)	•
Debris bag with window	•	•
Carrying strap	•	•
Soft grip	•	-
Article number	34.333.20	34.333.70



4 006825 629651



4 006825 658606



# 2-in-1

VACUUMING | BLOWING

\* The GC-EL 3000 E is supplied complete with a large, wide suction tube and a light, narrow blower tube as well. This makes it easy to handle the equipment, and that goes for both the vacuum and the blowing function. Both functions are made available easily by converting from one to the other without the need for any tools

## GARDEN SHREDDERS



	GC-KS 2540 CB	GC-KS 2540
Mains connection	220 - 240 V ~ 50 Hz	220 - 240 V ~ 50 Hz
Rated input	2500 W (P40) / 2000 W	2500 W (P40) / 2000 W
Idle speed	3800 min <sup>-1</sup>	3800 min <sup>-1</sup>
Max. branch diameter	40 mm	40 mm
Capacity of catch box	55 l	-
Product weight	13.0 kg	10.0 kg
Transport wheels	•	•
Transport handle	•	•
Generous funnel opening	•	•
Prodder incl.	•	•
Debris box	•	-
Garden rubbish bag	-	•
Article number	34.304.00	34.303.30



4 006825 652765



4 006825 638233

## ELECTRIC ROLLER SHREDDERS



	GC-RS 60 CB	GC-RS 2540
Mains connection	230 - 240 V ~ 50 Hz	230 V ~ 50 Hz
Rated input	2800 W (P40) / 2300 W	2500 W (P40) / 2000 W
Idle speed	40 min <sup>-1</sup>	40 min <sup>-1</sup>
Max. branch diameter	45 mm	40 mm
Capacity of catch box	60 l	-
Product weight	29.5 kg	24.9 kg
Transport wheels	•	•
Transport handle	•	•
Reverse running switch	•	•
Generous funnel opening	•	•
Prodder incl.	-	-
Debris box	•	-
Garden rubbish bag	-	•
Article number	34.306.35	34.306.20



4 006825 645880



4 006825 608403

# WATERING AND DRAINAGE







# WATERING AND DRAINAGE

## PROS AT A GLANCE



### DRAINAGE

- Delivery of large quantities of water quickly
- Prevention of the worst water damage as far as possible by pumping out quickly
- High level of operational safety and reliability



### WATERING

- Uniform garden watering
- User-friendly and safe handling
- Conserves resources and saves drinking water




### DOMESTIC WATER SUP

- Water supply for the home and garden from alternative water reservoirs (cisterns, wells)
- User-friendly and safe handling
- Conserves resources and saves drinking water

## ■ DRAINAGE

Repumping/pumping out water – quicker and easier than ever. Pumping both clear water and dirty water with a high delivery rate is no problem with Einhell drainage pumps.



### PRODUCTS

- Multi-Purpose Pumps
- Dirty Water Pumps
- Clear Water Pumps
- Aqua Sensor Pumps


### AREAS OF APPLICATION

- Pumping out flooded basements, garages or washing rooms
- Pumping out and repumping from pools, garden ponds, building pits and drainage channels



## ■ WATERING

To avoid wasting precious drinking water on watering the garden, alternative sources of water such as rainwater or water from cisterns can be used instead.



### PRODUCTS

- Rain Barrel Pump
- Submersible Pressure Pumps
- Deep Well Pumps
- Garden Pumps
- Automatic Home and Garden Pumps
- Petrol Water Pumps

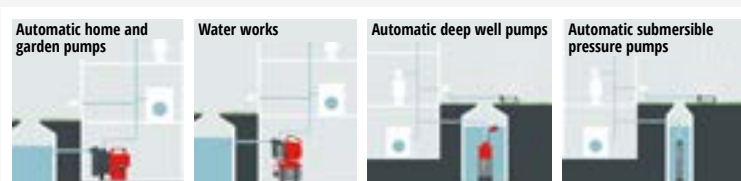
### AREAS OF APPLICATION

- Operating lawn sprinklers and garden showers
- Pumping water from wells or cisterns
- Using rainwater from storage areas for watering



## ■ DOMESTIC WATER SUPPLY

Thanks to a wide range of uses, the home and garden can be supplied with service water automatically



### PRODUCTS

- Automatic Home and Garden Pumps
- Water Works
- Automatic Submersible Pressure Pumps
- Automatic Deep Well Pump

### AREAS OF APPLICATION

- Water from alternative sources for supplying the home (washing machine, toilet flushing systems)
- Increasing the pressure in domestic water systems



# 'AQUA SENSOR' PUMPS

## 24 HOUR ROUND THE CLOCK PROTECTION



### CARRY HANDLE

Sturdy and ergonomic carry handle with integral suspension eyelet for rapid operational readiness

### PUMP HOUSING

The long-lasting pump housing made of impact-proof plastic with a stainless steel outer shell can be depended on to withstand the harshest treatment

### LONG POWER CABLE

The extra-long connection cable (10 m) enables the pump to be used for very deep immersion depths too

### HOSE CONNECTION

Universal connection is easily accessible on the top of the pump

### PATENTED SENSOR SETTING

User-friendly setting of the three sensor starting heights or the continuous operation function



### INTEGRAL AQUA SENSOR

The integral aqua sensor means that the pump has a slimline design, so it can be used in constricted spaces, e.g. in shafts

AQUA SENSOR Clear Water Pump  
**GE-SP 4390 N-ALL ECO**



## 'AQUA SENSOR' CLEAR WATER PUMP



	<b>GE-SP 4390 N-A LL ECO</b>
Mains voltage	230 V ~ 50 Hz
Rated input	430 W
Max. delivery capacity / height	9000 l/h / 8 m
Max. immersion depth	7 m
Max. size of foreign particle	1 mm
Pump start during continuous operation	5 mm
Sensor start heights 1 / 2 / 3	5 / 56 / 103 mm
Works in shallow clean water as low as	1 mm
Hose connection	47.8 mm (1½") ET
Power cord	10 m
Product weight	4.9 kg
Aqua Sensor Technology	•
Permanent mode without sensor start	•
Non-return valve	•
High-quality mechanical seal	•
Integrated cable rewind	-
Carry handle	•
Lifting eye	•
ECO Power	•
Universal hose adapter	•
Article number	41.714.40



# 'AQUA SENSOR' DIRTY WATER PUMPS

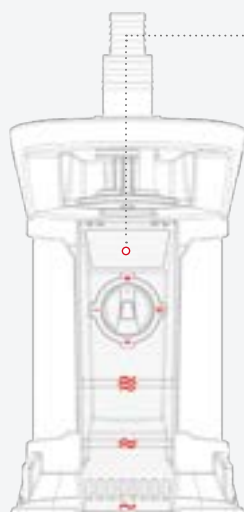


	GE-DP 7935 N-A ECO	GE-DP 6935 A ECO
Mains voltage	230 V ~ 50 Hz	230 V ~ 50 Hz
Rated input	790 W	690 W
Max. delivery capacity / height	19000 l/h / 9 m	17500 l/h / 9 m
Max. immersion depth	7 m	7 m
Max. size of foreign particle	35 mm	35 mm
Pump start during continuous operation	50 mm	50 mm
Sensor start heights 1 / 2 / 3	70 / 135 / 188 mm	70 / 135 / 188 mm
Suction down to	40 mm	40 mm
Hose connection	47.8 mm (1½") ET	47.8 mm (1½") ET
Power cord	10 m	10 m
Product weight	6.2 kg	5.7 kg
Aqua Sensor Technology	•	•
Permanent mode without sensor start	•	•
Non-return valve	•	•
High-quality mechanical seal	•	•
Integrated cable rewind	•	•
Carry handle	•	•
Lifting eye	•	•
ECO Power	•	•
Universal hose adapter	•	•
Article number	41.714.60	41.714.50

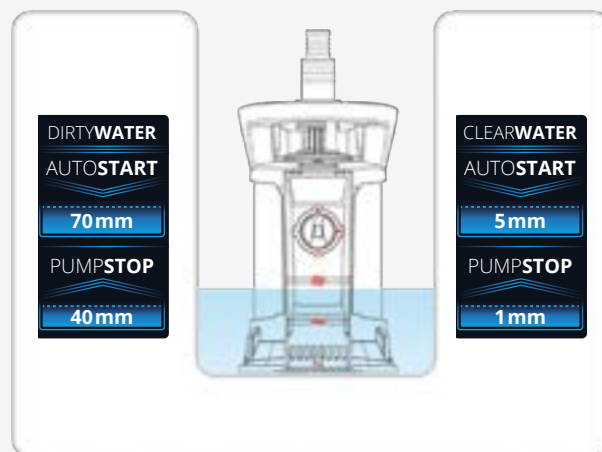


## PATENTED AQUA SENSOR TECHNOLOGY

User-friendly setting of the three sensor starting heights or the continuous operation function.



	AQUA SENSOR DIRTY WATER	AQUA SENSOR CLEAR WATER
Continuous operation (ON/OFF) without sensor circuit pump	50 mm	5 mm
Automatic sensor start	188 mm	103 mm
Automatic sensor start	135 mm	56 mm
Automatic sensor start	70 mm	5 mm



# MULTI-PURPOSE PUMPS



## INTEGRAL AQUA SENSOR

The integral aqua sensor means that the pump has a slimline design, so it can be used in constricted spaces, e.g. in shafts

## MULTI-PURPOSE FUNCTION

Pumping clear water and dirty water with a single device

## LONG POWER CABLE

The extra-long connection cable (10 m) enables the pump to be used for very deep immersion depths too

3-in-1 Multi-Purpose Pump  
GE-DP 7935 N-A LL ECO



## HOSE CONNECTION

Easy-access hose connection on top of the pump

## CARRY HANDLE

Sturdy and ergonomic carry handle with an integrated suspension eye for a quick operational readiness

## PATENTED SENSOR SETTING

User-friendly setting of the three sensor starting heights or the continuous operation function



## RUGGED PUMP HOUSING

The extremely rugged pump housing and the high-quality mechanical seal can reliably handle even tough dewatering jobs, and guarantee a long service life

## PATENTED SUCTION LEVEL CONTROL

With the patented suction level control, a quick adaptation of the desired function (clear water operation or dirt water operation) can take place via a simple rotary motion at the pump foot



## MULTI-PURPOSE PUMPS



AQUA SENSOR



	GE-DP 7935 N-A LL ECO	GE-DP 7535 N LL ECO	GC-DP 7035 LL
Mains voltage	220 - 240 V ~ 50 Hz	220 - 240 V ~ 50 Hz	230 V ~ 50 Hz
Rated input	790 W	750 W	700 W
Max. delivery capacity / height	19500 l/h / 9 m	18500 l/h / 9 m	16000 l/h / 8 m
Max. immersion depth	7 m	7 m	7 m
Max. size of foreign particle	35 mm	35 mm	35 mm
Sensor start heights 1 / 2 / 3 in clear water mode	15 / 100 / 150 mm	-	-
Sensor start heights 1 / 2 / 3 in dirt water mode	50 / 130 / 180 mm	-	-
Starting of pump from water level of	15 mm	15 mm	10 mm
Works in shallow clean water as low as	1 mm	1 mm	1 mm
Hose connection	47.8 mm (1½") ET	47.8 mm (1½") ET	47.8 mm (1½") IT
Power cord	10 m	10 m	10 m
Product weight	6.3 kg	6.3 kg	4.5 kg
Aqua Sensor Technology	•	-	-
Floating switch	-	•	•
Permanent mode without sensor start	•	-	-
Patented suction level control	•	•	•
Non-return valve	•	•	•
High-quality mechanical seal	•	•	•
Integrated cable rewind	•	•	•
Carry handle	•	•	•
Lifting eye	•	•	-
ECO Power	•	•	-
Universal hose adapter	•	•	•
Quick Connector	•	•	-
Article number	41.714.65	41.816.00	41.815.70



4 006825 673357



4 006825 673364



4 006825 662085

## MULTI-PURPOSE PUMPS

- 1 When the clear water function is activated: The pump starts when the water level is just 10 mm, and not many pumps can do that – plus it works in shallow water as low as 1 mm, i.e. just a quick wipe over at the end and the flooding is quickly forgotten.
- 2 Multi-Purpose Function: Pumping of clear water and dirty water with only one pump! The GE-DP 7935 N-A LL ECO also offers the Aqua Sensor Function.  
When the dirty water function is activated: Even large particles of dirt such as stones and lumps of sludge with diameters up to 35 mm.
- 3 Patented suction level control: a simple rotary motion at the pump foot switches the function to suctioning for either shallow clean water or dirty water with large foreign particles.



## SUBMERSIBLE PUMPS DIRTY/CLEAR WATER 'ECO'



	GE-DP 7935 N ECO	GE-DP 3925 ECO
Suitable for	Dirty water	Dirty water
Mains voltage	230 V ~ 50 Hz	230 V ~ 50 Hz
Rated input	790 W	390 W
Max. delivery capacity / height	20000 l/h / 9 m	10000 l/h / 6 m
Max. immersion depth	7 m	7 m
Min. water level for pump start	50 mm	50 mm
Max. size of foreign particle	35 mm	25 mm
Hose connection	47.8 mm (1½") ET	47.8 mm (1½") ET
Power cord	10 m	10 m
Product weight	7.3 kg	4.5 kg
Integrated lifting eye	•	•
High-quality mechanical seal	•	•
Floating switch	Automatic and manual mode	Automatic and manual mode
Integrated cable rewind	•	•
ECO Power	•	•
Carry handle	•	•
Universal hose adapter	•	•
Article number	41.707.00	41.707.10



## DIRTY WATER PUMPS



	GC-DP 1340 G	GE-DP 900 Cut	GC-DP 5010 G
Mains voltage	230 V ~ 50 Hz	230 V ~ 50 Hz	220 - 240 V ~ 50 Hz
Rated input	1300 W	900 W	500 W
Max. delivery capacity / height	23000 l/h / 10 m	16000 l/h / 11.5 m	12000 l/h / 8 m
Max. immersion depth	5 m	7 m	5 m
Max. size of foreign particle	40 mm	-	10 mm
Hose connection	59.6 mm (2") IT	59.6 mm (2") IT	42 mm (1½") IT
Power cord	10 m	10 m	10 m
Product weight	22.0 kg	17.0 kg	10.6 kg
High-quality mechanical seal	•	•	•
Floating switch	Automatic mode	Automatic mode	Automatic mode
Integrated cable rewind	-	-	-
Carry handle	•	•	•
Cutting unit system	-	•	-
Universal hose adapter	•	•	•
Lowering rope	• (6 m)	-	-
Article number	41.707.42	41.815.50	41.714.21





## DIRTY WATER PUMPS



	GC-DP 9040 N	GC-DP 9035 N	GC-DP 7835
Mains voltage	230 V ~ 50 Hz	220 - 240 V ~ 50 Hz	230 V ~ 50 Hz
Rated input	900 W	900 W	780 W
Max. delivery capacity / height	22000 l/h / 9 m	18000 l/h / 9 m	15700 l/h / 8 m
Max. immersion depth	7 m	5 m	7 m
Max. size of foreign particle	40 mm	35 mm	35 mm
Hose connection	59.6 mm (2") IT	47.8 mm (1½") IT	47.8 mm (1½") IT
Power cord	10 m	10 m	10 m
Product weight	7.5 kg	6.0 kg	5.2 kg
High-quality mechanical seal	•	•	•
Floating switch	Automatic and manual mode	Automatic and manual mode	Automatic and manual mode
Integrated cable rewind	•	-	•
Carry handle	•	•	•
Cutting unit system	-	-	-
Universal hose adapter	•	•	•
Lowering rope	-	-	-
Article number	41.815.10	41.707.78	41.706.82



## DIRTY WATER PUMPS



	GC-DP 6315 N	GC-DP 3325
Mains voltage	230 V ~ 50 Hz	230 V ~ 50 Hz
Rated input	630 W	330 W
Max. delivery capacity / height	17000 l/h / 8 m	9500 l/h / 6 m
Max. immersion depth	5 m	7 m
Max. size of foreign particle	15 mm	25 mm
Hose connection	47.8 mm (1½") IT	47.8 mm (1½") IT
Power cord	10 m	10 m
Product weight	4.7 kg	3.6 kg
High-quality mechanical seal	•	•
Floating switch	Automatic and manual mode	Automatic and manual mode
Integrated cable rewind	•	-
Carry handle	•	• (folding)
Cutting unit system	-	-
Universal hose adapter	•	•
Lowering rope	-	-
Article number	41.704.91	41.815.30



# CLEAR WATER PUMPS



**CARRY HANDLE**  
Sturdy and ergonomic carry handle for easy transport

**FLOAT SWITCH**  
Using an infinitely variable float switch, the pump can be switched on and off automatically as the water level changes

**UNIVERSAL HOSE CONNECTOR**  
The submersible pump has a connector for 25/38 mm hoses and a 33.3 mm (1") male thread

**CABLE REWIND**  
A practical cable rewind makes it easy to store this submersible pump

**LOW LEVEL EXTRACTION – WHAT LITTLE IS LEFT CAN BE WIPED DRY**  
The pump can be used at water levels as low as 8 mm. It then sucks up everything right down to a small residual amount of 1 mm of water – which means just a quick wipe over at the end and the job is done

Clear Water Pump  
**GC-SP 3580 LL**

## CLEAR WATER PUMPS



	<b>GC-SP 5511 IF</b>
Mains voltage	230 V ~ 50 Hz
Rated input	550 W
Max. delivery capacity / height	11000 l/h / 8.5 m
Max. immersion depth	7 m
Hose connection	47.8 mm (1½") IT
Power cord	10 m
Min. water level for pump start	60 mm
Suction down to	5 mm
Product weight	4.4 kg
High-quality mechanical seal	-
Floating switch	Integrated (automatic + manual mode)
Integrated cable rewind	-
Carry handle	•
Universal hose adapter	•
Article number	41.704.63



## CLEAR WATER PUMPS



	GC-SP 3580 LL	GC-SP 2275
Mains voltage	230 V ~ 50 Hz	230 V ~ 50 Hz
Rated input	350 W	220 W
Max. delivery capacity / height	8000 l/h / 7.5 m	7500 l/h / 6 m
Max. immersion depth	7 m	7 m
Hose connection	47.8 mm (1½") IT	47.8 mm (1½") IT
Power cord	10 m	10 m
Min. water level for pump start	8 mm	-
Suction down to	1 mm	8 mm
Product weight	3.1 kg	3.4 kg
High-quality mechanical seal	•	•
Floating switch	Automatic and manual mode	Automatic and manual mode
Integrated cable rewind	•	-
Carry handle	•	• (folding)
Universal hose adapter	•	•
Article number	41.704.45	41.815.20



4 006825 615197



4 006825 655070

## RAIN BARREL PUMP



	GE-SP 3546 RB
Mains voltage	230 V ~ 50 Hz
Rated input	350 W
Max. delivery capacity / height	4600 l/h / 11 m
Max. immersion depth	7 m
Max. size of foreign particle	2.5 mm
Hose connection	26.4 mm (¾") ET
Power cord	10 m
Suction down to	-
Product weight	5.0 kg
High-quality mechanical seal	-
Floating switch	• (infinitely variable)
Integrated cable rewind	•
Carry handle	•
Flexible gooseneck	•
Storage compartment for extensions	•
Universal hose adapter	-
Article number	41.704.38



4 006825 623598

**CLEAR WATER + RAIN BARREL PUMPS NOW ALSO COME IN RECHARGEABLE BATTERY VERSION. READ MORE ON P. 56**

# SUBMERSIBLE PRESSURE PUMPS // DEEP WELL PUMPS



## AUTOMATIC FUNCTION

The equipment switches on automatically when water is required and then off again

## 4-STAGE IMPELLER SYSTEM

The impeller system is of 4-stage design and therefore supplies extra-high delivery pressure

## HIGH-QUALITY MECHANICAL SEAL

The high-grade mechanical seal reduces friction and wear and therefore guarantees long service life

## HOSE CONNECTION WITH STAINLESS STEEL INSERT

The hose connection with stainless steel insert is really robust and long-lasting. Being ideally positioned for access at the top, it makes the pump suitable for use in constricted shafts

## RUGGED PUMP HOUSING

The long-lasting pump housing made of rust-proof stainless steel can be depended on to withstand the harshest treatment

Submersible Pressure Pump  
**GE-PP 1100 N-A**

## SUBMERSIBLE PRESSURE PUMPS



**2-IN-1**  
SUBMERSIBLE  
PRESSURE PUMP  
+  
RAIN BARREL  
PUMP

	GE-PP 1100 N-A	GC-PP 900 N	GE-PP 5555 RB-A
Mains voltage	220 - 240 V ~ 50 Hz	230 V ~ 50 Hz	230 - 240 V ~ 50 Hz
Rated input	1100 W	900 W	550 W
Max. delivery capacity / height	6000 l/h / 45 m	6000 l/h / 32 m	5500 l/h / 20 m
Max. immersion depth	12 m	7 m	7 m
Hose connection	33.3 mm (1") IT	33.3 mm (1") IT	33.3 mm (1") ET
Power cord	15 m	10 m	10 m
Product weight	8.7 kg	8.9 kg	5.0 kg
Automatic mode	•	-	•
Floating switch	-	•	-
Dry running protection	•	-	•
Multi-stage pump impeller	• (4 pcs)	• (3 pcs)	• (2 pcs)
High-quality mechanical seal	•	•	•
Overload cut-out	•	•	•
Integrated non-return valve	•	-	•
Stainless dirt screen	•	-	-
High-quality INOX steel pump housing	•	•	-
Integrated cable rewind	-	-	•
Carry handle	•	-	•
Telescopic extension tube	-	-	•
Flexible gooseneck	-	-	•
Article number	41.714.30	41.709.64	41.704.25



## DEEP WELL PUMPS



	GE-DW 1155 N-A	GC-DW 1300 N	GC-DW 1045 N
Mains voltage	220 - 240 V ~ 50 Hz	230 V ~ 50 Hz	220 - 240 V ~ 50 Hz
Rated input	1100 W	1300 W	1000 W
Max. delivery capacity / height	6000 l/h / 55 m	5000 l/h / 65 m	6500 l/h / 45 m
Max. immersion depth	19 m	20 m	19 m
Hose connection	33.3 mm (1") IT	47.8 mm (1½") IT	42 mm (1¼") IT
Power cord	22 m	2 m / 23 m	22 m
Pump diameter	98 mm	102 mm	98 mm
Product weight	9.8 kg	15.5 kg	7.7 kg
Automatic mode	•	-	-
Dry running protection	•	-	-
Multi-stage pump impeller	• (8 pcs)	• (10 pcs)	• (6 pcs)
High-quality mechanical seal	•	•	•
Overload cut-out	•	•	•
Integrated non-return valve	•	•	•
Stainless dirt screen	•	•	•
High-quality INOX steel pump housing	•	•	•
External switchbox	-	•	-
Lowering rope	• (22 m)	• (20 m)	• (22 m)
Article number	41.709.37	41.709.44	41.709.55



# SURFACE PUMPS 'PLUS'

**EASY PUMPING.  
WITH THE NEW SURFACE PUMP GENERATION FROM EINHELL.**


■ **INNOVATIVE FEATURES**

- Fast and easy installation as well as quick error detection thanks to status indicators
- Long life, low maintenance and exceptional protection thanks to special safety mechanisms

■ **HIGHER PERFORMANCE BY LESS ENERGY CONSUMPTION**

The new **Garden Pumps PLUS**, **Automatic Domestic Water Systems PLUS** and **Water Works PLUS** concept consists of 2 parts:

## 1. STATUS INDICATORS



EXPERT Version

■ **WATER FILLING INDICATOR**

Before starting-up the pump for the first time it needs to be filled with water to secure a flawless intake procedure. Thanks to the sight glass the customer can see at first sight if there is already enough water filled into the pump.



CLASSIC Version

■ **PRE-FILTER**

Easy to clean and easy to change for optimal pump performance.




■ **BIG WATER FILLER SCREW**

Big water filler opening through which it is very easy to fill water into the pump.



■ **SUCTION INDICATOR**

The suction pressure gauge in the cover of the water filling opening provides information about the suction height/suction pressure and any possible suction problems.



■ **DIRT INDICATOR**

Due to transparent material around the pre-filter it can easily be seen if the filter is dirty and needs to be cleaned or even replaced by a new one.

**FEATURE SEGMENTATION**

Garden Pumps	GE-GP 1145 ECO   GE-GP 1246 N FS	GC-GP 6040 ECO   GC-GP 1045   GC-GP 1250 N
Automatic Home and Garden Pumps	GE-AW 1042 FS   GE-AW 1246 N FS	–
Water Works	GE-WW 1145 ECO   GE-WW 1246 N FS	GC-WW 1045 N

**STATUS INDICATORS**

Water Filling Indicator*	•	•
Suction Indicator*	•	–
Dirt Indicator (Pre-filter with non-return valve)	•	–

**SAFETY + PREVENTION**

Flow Sensor	• (excluded GE-GP/WW 1145 ECO)	–
Dry Running Protection	• (excluded GE-GP/WW 1145 ECO)	–
Scalding Protection	• (excluded GE-GP/WW 1145 ECO)	–
Thermo Protection	•	•
Frost Protection	•	•

\* Patent pending

**2. SAFETY AND PREVENTION**

**SCALDING PROTECTION**




If there is a blockage on the pressure side and the pump continues working, the water that remains in the pump will get hot. To prevent the customer from scalding himself with the hot water when checking the pump, the scalding protection shuts off the pump.

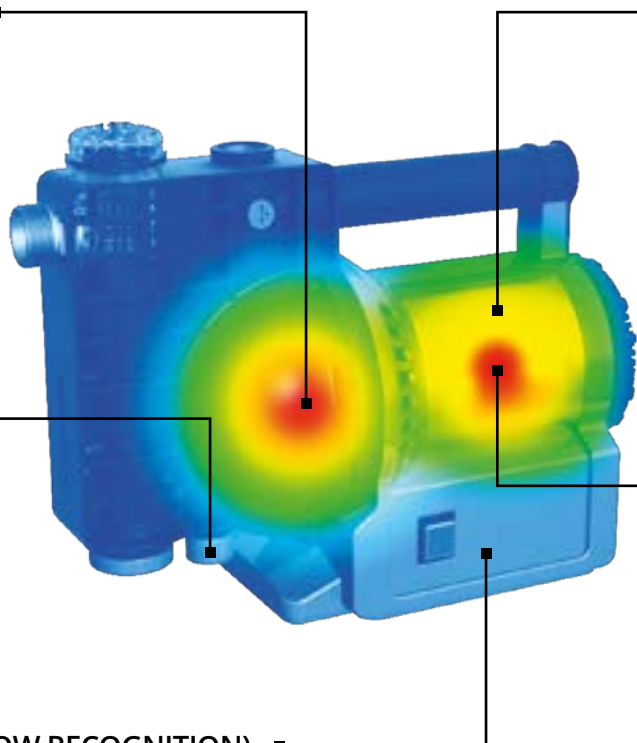
**FROST PROTECTION – WATER DRAIN SCREW**

Often customers forget to empty the pump before winter and the frozen water destroys the pump. To hinder the water to freeze there is a convenient water drain screw with which the water can be released very quick.

**FLOW SENSOR (WATER FLOW RECOGNITION)**

Sensor that measures the water flow (LEDs).

-  **Red:** Failure – no water in the pump
-  **Yellow:** Flow Detection
-  **Green:** Pump runs normal



**DRY RUNNING PROTECTION**

If the pump is not able to suck water any more (e.g. empty water source) the dry running safety recognizes this and stops the pump. It tries to start the pump again and if there is still no water getting sucked it stops again and shuts off the pump. This prevents overheating of the pump and so a overheating of the engine.

**THERMO PROTECTION**

To prevent severe damages, the integrated thermo switch cuts off the pump when the engine overheats.



# GARDEN PUMPS 'PLUS'

## SUCTION INDICATOR

provides information about the suction height/suction pressure and any possible suction problems

## HIGH-QUALITY THREADS

Long service life for the threads and pump

## DIRT INDICATOR

It is easy to see whether the filter is dirty and may need cleaning

## WATER FILLING INDICATOR

The window tells you at a glance whether and how much water has already been filled in the pump

## FROST PROTECTION

The water drain screw makes it easy to completely drain the pump to make it safe from frost

**ADDITIONAL PRESSURE CONNECTION**  
enables a number of consumers to be operated at the same time

Garden Pump PLUS  
**GE-GP 1246 N FS**



**DRY RUNNING AND SCALDING PROTECTION**  
The Flow Sensor measures the water flow permanently and thereby prevents damage to the pump

## GARDEN PUMPS 'PLUS'



	GE-GP 1246 N FS	GE-GP 1145 ECO
Mains voltage	220 - 240 V ~ 50 Hz	220 - 240 V ~ 50 Hz
Rated input	1200 W	1100 W
Max. delivery capacity / height	4600 l/h / 50 m	4500 l/h / 48 m
Max. suction height	8 m	8 m
Suction connection	42 mm (1 1/4") ET	42 mm (1 1/4") ET
Pressure connection	33.3 mm (1") IT	33.3 mm (1") IT
Additional pressure side connection	33.3 mm (1") IT	33.3 mm (1") IT
Power cord	1.5 m	1.5 m
Product weight	14.0 kg	14.0 kg
Water filler screw	•	•
Water filling / dirt / suction indicators	• / • / •	• / • / •
Integrated pre-filter with non-return valve	•	•
Carry handle	Comfort	Comfort
Frost protection due to a water drain screw	•	•
Thermo protection	•	•
Water flow recognition sensor / dry running protection / scalding protection	• / • / •	- / - / -
ECO Power	-	•
Incl. adapter 33.3 mm (1") ET	•	•
Article number	41.803.60	41.803.70



4 006825 640366



4 006825 647884



## GARDEN PUMPS 'PLUS'



	GC-GP 1250 N/1	GC-GP 1045
Mains voltage	220 - 240 V ~ 50 Hz	220 - 240 V ~ 50 Hz
Rated input	1200 W	1050 W
Max. delivery capacity / height	5000 l/h / 50 m	4500 l/h / 48 m
Max. suction height	8 m	8 m
Suction connection	42 mm (1½") ET	42 mm (1½") ET
Pressure connection	33.3 mm (1") IT	33.3 mm (1") IT
Additional pressure side connection	-	-
Power cord	1.5 m	1.5 m
Product weight	9.7 kg	9.5 kg
Water filler screw	•	•
Water filling / dirt / suction indicators	• / - / -	• / - / -
Integrated pre-filter with non-return valve	-	-
Carry handle	Comfort	Comfort
Frost protection due to a water drain screw	•	•
Thermo protection	•	•
ECO Power	-	-
Incl. adapter 33.3 mm (1") ET	•	•
Article number	41.803.50	41.803.40



4 006825 637281



4 006825 637274

## GARDEN PUMPS 'PLUS'



	GC-GP 6040 ECO
Mains voltage	220 - 240 V ~ 50 Hz
Rated input	600 W
Max. delivery capacity / height	4000 l/h / 36 m
Max. suction height	8 m
Suction connection	42 mm (1½") ET
Pressure connection	33.3 mm (1") IT
Additional pressure side connection	-
Power cord	1.5 m
Product weight	6.1 kg
Water filler screw	•
Water filling / dirt / suction indicators	• / - / -
Integrated pre-filter with non-return valve	-
Carry handle	Foldable
Frost protection due to a water drain screw	•
Thermo protection	•
ECO Power	•
Incl. adapter 33.3 mm (1") ET	•
Article number	41.803.20



4 006825 637250

**GARDEN PUMPS**  
NOW ALSO COME IN  
**RECHARGEABLE**  
**BATTERY VERSION.**  
READ MORE ON **P. 54**



## GARDEN PUMPS



	GC-GP 6538	GC-GP 6538 Set	GC-GP 6538 Set/I
Mains voltage	220 - 240 V ~ 50 Hz	220 - 240 V ~ 50 Hz	220 - 240 V ~ 50 Hz
Rated input	650 W	650 W	650 W
Max. delivery capacity / height	3800 l/h / 36 m	3800 l/h / 36 m	3800 l/h / 36 m
Max. suction height	8 m	8 m	8 m
Suction connection	33.3 mm (1") ET	33.3 mm (1") ET	33.3 mm (1") ET
Pressure connection	33.3 mm (1") ET	33.3 mm (1") ET	33.3 mm (1") ET
Power cord	1.4 m	1.4 m	1.4 m
Product weight	6.1 kg	6.1 kg	6.1 kg
Water filler screw	•	•	•
Water drain screw	•	•	•
High-quality mechanical seal	•	•	•
Pre-filter with integrated non-return valve	-	-	-
Carry handle	•	•	•
Suction hose included	-	• (7 m)	• (4 m)
Article number	41.802.80	41.802.83	41.802.86



## GARDEN PUMPS



	GC-GP 6036	GC-TP 4622
Mains voltage	230 V ~ 50 Hz	220 - 240 V ~ 50 Hz
Rated input	600 W	460 W
Max. delivery capacity / height	3600 l/h / 40 m	2250 l/h / 37 m
Max. suction height	8 m	-
Suction connection	33.3 mm (1") IT	33.3 mm (1") IT
Pressure connection	33.3 mm (1") IT	33.3 mm (1") IT
Power cord	1.5 m	1.5 m
Product weight	7.4 kg	6.1 kg
Water filler screw	•	•
Water drain screw	•	•
High-quality mechanical seal	-	-
Pre-filter with integrated non-return valve	-	-
Carry handle	•	-
Suction hose included	-	-
Article number	41.802.69	41.834.00



# AUTOMATIC HOME AND GARDEN PUMP 'SMART'



Automatic Home and Garden Pump SMART  
**GE-AW 1144 SMART**



## AUTOMATIC HOME AND GARDEN PUMP 'SMART'



**GE-AW 1144 SMART**

**NEW**

Mains voltage	220 - 240 V ~ 50 Hz
Rated input	1100 W
Max. delivery capacity / height	4400 l/h / 48 m
Max. pressure	4.8 bar
Max. suction height	8 m
Suction connection	42 mm (1½") ET
Pressure connection	33.3 mm (1") IT
Power cord	1.5 m
Product weight	11.4 kg
App	GSM / Smart
Programmable operating time for each specific day	•
Schedule calculation based on current weather data	•
Networkable with all Einhell SMART devices	•
Automatic mode	•
Dry running protection	•
Indicator	LED
Water filler screw	•
Water drain screw	•
Pre-filter + non-return valve	•
Thermo protection	•
Article number	41.803.80



### CAN BE CONTROLLED FROM EVERYWHERE

Thanks to mobile internet connectivity, a smartphone now lets you do your watering tasks from wherever you might be.\*



### SMART MODUS

In Smart Mode the tool calls up the real-time weather data for the actual location and adapts the watering times accordingly. The pump learns customer behaviour on an application-specific basis (through AI).



### WEATHER DATA TAKEN INTO ACCOUNT

In Smart Mode, the pump adapts to the local weather conditions thanks to weather forecasts in order to achieve the optimum result.



### SCHEDULE MODE

The pump's operating times can be set to the minute using the Schedule Mode.



### NETWORKABLE WITH EINHELL SMART TOOLS

Einhell Smart Tools work together automatically in Smart Mode.



### NO WIFI OR BLUETOOTH NEEDED

Unlimited range thanks to communication via the mobile phone network.

\* Prerequisite:  
Available mobile network coverage; within the European Union

Another SMART Tool from the Einhell range:  
**Power X-Change Robot Lawn Mower FREELEXO SMART 750** (see page 62)



## AUTOMATIC HOME AND GARDEN PUMPS 'PLUS'



	GE-AW 1246 N FS	GE-AW 1042 FS
Mains voltage	220 - 240 V ~ 50 Hz	220 - 240 V ~ 50 Hz
Rated input	1200 W	1050 W
Max. delivery capacity / height	4600 l/h / 50 m	4200 l/h / 48 m
Max. pressure	5.0 bar	4.8 bar
Max. suction height	8 m	8 m
Suction connection	42 mm (1½") ET	42 mm (1½") ET
Pressure connection	33.3 mm (1") IT	33.3 mm (1") IT
Additional pressure side connection	33.3 mm (1") IT	33.3 mm (1") IT
Power cord	1.5 m	1.5 m
Product weight	15.0 kg	15.0 kg
Automatic mode	•	•
Timer function	•	-
Water filler screw	•	•
Water filling / dirt / suction indicators	• / • / •	• / • / •
Integrated pre-filter with non-return valve	•	•
Carry handle	Comfort	Comfort
Frost protection due to a water drain screw	•	•
Thermo protection	•	•
Water flow recognition sensor / dry running protection / scalding protection	• / • / •	• / • / •
Incl. adapter 33.3 mm (1") ET	•	•
Article number	41.770.20	41.770.10



4 006825 642476



4 006825 642469

## AUTOMATIC HOME AND GARDEN PUMP



	GC-AW 6333
Mains voltage	230 V ~ 50 Hz
Rated input	630 W
Max. delivery capacity / height	3300 l/h / 36 m
Max. pressure	3.6 bar
Max. suction height	8 m
Suction connection	42 mm (1½") ET
Pressure connection	33.3 mm (1") IT
Power cord	1.5 m
Product weight	7.8 kg
Automatic mode	•
Timer function	-
Dry running protection	•
Indicator	LED
Water filler screw	•
Water drain screw	•
ECO Power	-
Pre-filter with integrated non-return valve	•
Carry handle	•
Article number	41.767.30



4 006825 609226

# WATER WORKS 'PLUS'

## SUCTION INDICATOR

provides information about the suction height/suction pressure and any possible suction problems

## HIGH-QUALITY THREADS

Long service life for the threads and pump

## DIRT INDICATOR

It is easy to see whether the filter is dirty and may need cleaning

## WATER FILLING INDICATOR

The window tells you at a glance whether and how much water has already been filled in the pump

## FROST PROTECTION

The water drain screw makes it easy to completely drain the pump to make it safe from frost

**ADDITIONAL PRESSURE CONNECTION**  
enables a number of consumers to be operated at the same time



Water Work PLUS  
GE-WW 1145 ECO

**INTEGRATED PRESSURE GAUGE**  
It provides at-a-glance information about the current pressure

**20 L TANK**  
Large tank for a permanent supply of water

## WATER WORKS 'PLUS'

**20 l  
TANK**


	GE-WW 1246 N FS	GE-WW 1145 ECO
Mains voltage	220 - 240 V ~ 50 Hz	220 - 240 V ~ 50 Hz
Rated input	1200 W	1100 W
Max. delivery capacity / height	4600 l/h / 50 m	4500 l/h / 48 m
Max. suction height	8 m	8 m
Suction connection	42 mm (1½") ET	42 mm (1½") ET
Pressure connection	33.3 mm (1") IT	33.3 mm (1") IT
Additional pressure side connection	33.3 mm (1") IT	33.3 mm (1") IT
Tank volume	20 l	20 l
Max. activation / cut off pressure	1.5 bar / 3 bar	1.5 bar / 3 bar
Power cord	1.5 m	1.5 m
Product weight	19.5 kg	19.5 kg
Water filler screw	•	•
Water filling / dirt / suction indicators	• / • / •	• / • / •
Integrated pre-filter with non-return valve	•	•
Carry handle	Comfort	Comfort
Frost protection due to a water drain screw	•	•
Thermo protection	•	•
Water flow recognition sensor / dry running protection / scalding protection	• / • / •	- / - / -
Incl. adapter 33.3 mm (1") ET	•	•
Article number	41.735.30	41.735.40



4 006825 640373



4 006825 647891

## WATER WORKS 'PLUS'


**PRESSURE  
GAUGE**


	GC-WW 1045 N
Mains voltage	220 - 240 V ~ 50 Hz
Rated input	1050 W
Max. delivery capacity / height	4500 l/h / 48 m
Max. suction height	8 m
Suction connection	42 mm (1½") ET
Pressure connection	33.3 mm (1") IT
Additional pressure side connection	-
Tank volume	20 l
Max. activation / cut off pressure	1.5 bar / 3 bar
Power cord	1.5 m
Product weight	17.3 kg
Water filler screw	•
Water filling / dirt / suction indicators	• / - / -
Integrated pre-filter with non-return valve	-
Carry handle	Comfort
Frost protection due to a water drain screw	•
Thermo protection	•
Incl. adapter 33.3 mm (1") ET	•
Article number	41.735.20



4 006825 637304

## WATER WORKS



	GC-WW 1250 NN
Mains voltage	220 - 240 V ~ 50 Hz
Rated input	1200 W
Max. delivery capacity / height	5000 l/h / 50 m
Max. suction height	8 m
Tank volume	20 l
Max. activation / cut off pressure	1.5 bar / 3 bar
Suction connection	42 mm (1½") ET
Pressure connection	33.3 mm (1") IT
Power cord	1.5 m
Product weight	14.7 kg
Overload protection	•
Water filler screw	•
Water drain screw	•
High-quality mechanical seal	•
INOX stainless steel pressure tank	•
Pre-filter with integrated non-return valve	-
Pressure gauge	•
Suction hose included	-
Article number	41.734.90



## WATER WORKS



	GC-WW 6538	GC-WW 6538 Set	GC-WW 6036
Mains voltage	220 - 240 V ~ 50 Hz	220 - 240 V ~ 50 Hz	230 V ~ 50 Hz
Rated input	650 W	650 W	600 W
Max. delivery capacity / height	3800 l/h / 36 m	3800 l/h / 36 m	3600 l/h / 40 m
Max. suction height	8 m	8 m	8 m
Tank volume	20 l	20 l	20 l
Max. activation / cut off pressure	1.5 bar / 3 bar	1.5 bar / 3 bar	1.5 bar / 3 bar
Suction connection	33.3 mm (1") ET	33.3 mm (1") ET	33.3 mm (1") IT
Pressure connection	33.3 mm (1") ET	33.3 mm (1") ET	33.3 mm (1") IT
Power cord	1.4 m	1.4 m	1.5 m
Product weight	10.5 kg	10.5 kg	14.3 kg
Overload protection	•	•	•
Water filler screw	•	•	•
Water drain screw	•	•	-
High-quality mechanical seal	•	•	-
Pressure gauge	•	•	•
Suction hose included	-	7 m	-
Article number	41.731.90	41.731.93	41.731.18





## PETROL WATER PUMPS



	GE-PW 46	GC-PW 16
Motor	Four-stroke	Four-stroke
Power rating	4.6 / 6.3	1.8 / 2.4
Max. delivery capacity / height	23000 l/h / 26 m	14000 l/h / 28 m
Max. suction height	6.5 m	7.0 m
Max. speed	3600 min <sup>-1</sup>	3600 min <sup>-1</sup>
Suction connection	59.6 mm (2") ET	47.8 mm (1½") ET
Pressure connection	59.6 mm (2") ET	47.8 mm (1½") ET
Fuel tank capacity	3.6 l	1.3 l
Product weight	21.8 kg	11.4 kg
Non-return valve	•	•
Sturdy steel tube frame	•	-
Water filler port	•	•
Water drain screw	•	•
Oil filling screw	•	•
Low oil stop	•	•
Incl. hose adapter	2x 50.8 mm (2")	2x 38.1 mm (1.5")
Incl. intake cage	• (2")	• (1.5")
Incl. reducer section	2x 47.8 mm (1.5") ET, 2x 33.3 mm (1") ET	-
Article number	41.713.72	41.905.30



4 006825 643978



4 006825 644678



# ACCESSORIES + SPARE PARTS



## SURFACE PUMPS ACCESSORIES



	Suction hose	Suction hose	Suction hose	Suction hose
Length	4 m	4 m	7 m	7 m
Connectors material	Brass	Plastic	Brass	Plastic
Connectors	42 mm (1¼") IT	42 mm (1¼") IT	42 mm (1¼") IT	42 mm (1¼") IT
Hose diameter	25 mm (1")	25 mm (1")	25 mm (1")	25 mm (1")
Threaded nipple	33.3 mm (1") ET	33.3 mm (1") ET	33.3 mm (1") ET	33.3 mm (1") ET
Adapter	33.3 mm (1") IT	33.3 mm (1") IT	33.3 mm (1") IT	33.3 mm (1") IT
Article number	41.736.30	41.736.35	41.736.40	41.736.45



4 006825 549133



4 006825 549058



4 006825 549171



4 006825 549102



	Coarse Filter 12 cm	Coarse Filter 25 cm
Height of filter insert	12 cm	25 cm
Cartridge included	•	•
Article number	41.738.01	41.738.51



4 006825 549188



4 006825 549195




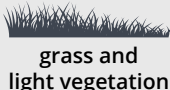









	Electronic Flow Switch	NEW
Max. operation pressure	11 bar	
Max. water temperature	55°C	
Non-return valve	•	
Integrated dry running protection	•	
Article number	41.742.30	





4 006825 667738

# SCYTHES/LAWN TRIMMERS ACCESSORIES



## Cutting Tools



	Type designation	Suitable for	Hole	Material thickness	Diameter	Fits	Article No.
	Special Grass Blade 230	 grass and light vegetation	25.4 mm	1.4 mm	230 mm		34.366.60
	Thicket Blade 255	 wild growth, scrub and thicket	25.4 mm	2.5 mm	255 mm		34.050.82
	Thicket Blade 200	 wild growth, scrub and thicket	25.4 mm	2.0 mm	200 mm		34.050.83
	Grass Blade 255	 tough grass and strong vegetation	25.4 mm	1.4 mm	255 mm		34.049.96
	Grass Blade 230	 tough grass and strong vegetation	25.4 mm	1.4 mm	230 mm		34.366.61



## Line Spools

	Multifunctional Tools		Scythes							Lawn Trimmers							Article No.	
	GC-MM 52 I AS	GE-LIM 36/4in1 Li	AGILLO 36/255	AGILLO 18/200	GC-BC 36-4 S	GC-BC 52 I AS	GH-BC 43 AS	GC-BC 30/1 I AS	GC-BC 25/1 I AS	GE-CT 36/30 Li E	GE-CT 18/30 Li	GE-CT 18/28 Li TC	GE-CT 18/28 Li	GC-ET 4530	GC-ET 3023	GC-ET 2522		GC-PT 2538/1 I AS
																		34.050.75
	•					•	•	•	•							•		34.050.86
			•	•						•								34.050.96
		•																34.051.02
											•	•						34.051.16
											•							34.051.17
																•		34.052.20
					•													34.052.40
													•					34.056.85
														•				34.056.95

## Mowing Lines

BASIC LINE	Colour	Description	Shape	Ø	Length	Article No.
	Grey	Standard mowing line		1.3 mm	15 m	34.366.50
				1.6 mm	15 m	34.366.51
				2.0 mm	15 m	34.366.52

SUPER CUT LINE	Colour	Description	Shape	Ø	Length	Article No.
	Black	Optimum cut thanks to sharp edges		2.0 mm	15 m	34.366.53
				2.4 mm	15 m	34.366.54
				3.0 mm	15 m	34.366.56

LOW NOISE LINE	Colour	Description	Shape	Ø	Length	Article No.
	Red	Reduced noise		2.4 mm	15 m	34.366.55
				3.0 mm	15 m	34.366.57

**POWER X-CHANGE**



		ROBOT LAWN MOWERS					LAWN MOWERS										
		FREELEXO CAM PLUS 600	FREELEXO CAM 500	FREELEXO SMART 750	FREELEXO 500 LCD BT+	FREELEXO 600 BT	FREELEXO 1200 LCD BT	GC-PM 51/3 S HW-E Li	GC-PM 46 SM HW-E Li	RASARRO 36/42	RASARRO 36/40	RASARRO 36/38	RASARRO 36/36	RASARRO 36/34	GP-CM 36/52 S Li Brushless	RASARRO 36/34	GP-CM 36/52 S Li Brushless
Power X-Change Battery 1.5 Ah	Not available separately – only as part of a Kit	•	•					•	•								
Power X-Change Battery 2.0 Ah		•						•	•								
Power X-Change Battery 2.5 Ah		•						•	•								
Power X-Change Battery 3.0 Ah	Not available separately – only as part of a Kit	•	•	•	•	•		•	•	•	•	•	•	•	•	•	•
Power X-Change Battery Plus 3.0 Ah		•	•	•	•	•		•	•	•	•	•	•	•	•	•	•
Power X-Change Battery SEALED 3.0 Ah		•	•	•	•	•		•	•	•	•	•	•	•	•	•	•
Power X-Change Battery 4.0 Ah		•	•	•	•	•		•	•	•	•	•	•	•	•	•	•
Power X-Change Battery Plus 4.0 Ah	Available only as a Twin Pack Set	•	•	•	•	•		•	•	•	•	•	•	•	•	•	•
Power X-Change Battery SEALED Plus 4.0 Ah		•	•	•	•	•		•	•	•	•	•	•	•	•	•	•
Power X-Change Battery Plus 5.2 Ah		•	•	•	•	•		•	•	•	•	•	•	•	•	•	•
Power X-Change Battery 4-6 Multi Ah		•	•	•	•	•		•	•	•	•	•	•	•	•	•	•
Power X-Change Battery 5-8 Multi Ah		•	•	•	•	•		•	•	•	•	•	•	•	•	•	•
Power X-Charger 3 A	Not available separately – only as part of a Kit	•	•	•	•	•		•	•	•	•	•	•	•	•	•	•
Power X-Fastcharger 4 A		•	•	•	•	•		•	•	•	•	•	•	•	•	•	•
Power X-Twincharger 3 A		•	•	•	•	•		•	•	•	•	•	•	•	•	•	•
Power X-Boostcharger 8 A		•	•	•	•	•		•	•	•	•	•	•	•	•	•	•
2x2 Power X-Quattrocharger 4 A		•	•	•	•	•		•	•	•	•	•	•	•	•	•	•
Power X-Car Charger 6 A		•	•	•	•	•		•	•	•	•	•	•	•	•	•	•

**POWER X-CHANGE**



		HEDGE TRIMMERS					POLE-MOUNTED PRUNERS	TELESCOPIC HEDGE TRIMMERS	CHAINSAWS								
		GE-CH 18/60 Li	ARCURRA 18/55	GC-CH 18/55/1 Li	GC-CH 18/50 Li	GC-CH 18/46 Li	GC-CH 18/40 Li	GE-LC 18 Li T	GC-LC 18/20 Li T	GE-HH 18/45 Li T	GC-HH 18/45 Li T	FORTEXA 18/20 TH	GP-LC 36/35 Li Brushless	FORTEXA 18/30	GE-LC 18/25-1 Li	GE-LC 18/25 Li	FORTEXA 18/20 TH
Power X-Change Battery 1.5 Ah	Not available separately – only as part of a Kit	•	•	•	•	•	•			•	•						
Power X-Change Battery 2.0 Ah		•	•	•	•	•	•			•	•						
Power X-Change Battery 2.5 Ah		•	•	•	•	•	•			•	•						
Power X-Change Battery 3.0 Ah	Not available separately – only as part of a Kit	•	•	•	•	•	•			•	•	•	•	•	•	•	•
Power X-Change Battery Plus 3.0 Ah		•	•	•	•	•	•			•	•	•	•	•	•	•	•
Power X-Change Battery SEALED 3.0 Ah		•	•	•	•	•	•			•	•	•	•	•	•	•	•
Power X-Change Battery 4.0 Ah		•	•	•	•	•	•			•	•	•	•	•	•	•	•
Power X-Change Battery Plus 4.0 Ah	Available only as a Twin Pack Set	•	•	•	•	•	•			•	•	•	•	•	•	•	•
Power X-Change Battery SEALED Plus 4.0 Ah		•	•	•	•	•	•			•	•	•	•	•	•	•	•
Power X-Change Battery Plus 5.2 Ah		•	•	•	•	•	•			•	•	•	•	•	•	•	•
Power X-Change Battery 4-6 Multi Ah		•	•	•	•	•	•			•	•	•	•	•	•	•	•
Power X-Change Battery 5-8 Multi Ah		•	•	•	•	•	•			•	•	•	•	•	•	•	•
Power X-Charger 3 A	Not available separately – only as part of a Kit	•	•	•	•	•	•			•	•	•	•	•	•	•	•
Power X-Fastcharger 4 A		•	•	•	•	•	•			•	•	•	•	•	•	•	•
Power X-Twincharger 3 A		•	•	•	•	•	•			•	•	•	•	•	•	•	•
Power X-Boostcharger 8 A		•	•	•	•	•	•			•	•	•	•	•	•	•	•
2x2 Power X-Quattrocharger 4 A		•	•	•	•	•	•			•	•	•	•	•	•	•	•
Power X-Car Charger 6 A		•	•	•	•	•	•			•	•	•	•	•	•	•	•



**POWER X-CHANGE CORDLESS / ELECTRIC / PETROL / MANUAL LAWN MOWERS**

SPARE BLADES

COMBI-NATION BLADES  
DIV.



Spare Blade	34.045.53	4006825 633092	4 006825 633092
Spare Blade	34.054.10	4006825 649307	4 006825 649307
Spare Blade	34.054.20	4006825 602661	4 006825 602661
Spare Blade	34.054.30	4006825 595376	4 006825 595376
Spare Blade	34.054.40	4006825 595369	4 006825 595369
Spare Blade	34.054.51	4006825 610604	4 006825 610604
Spare Blade	34.054.52	4006825 610611	4 006825 610611
Spare Blade	34.054.53	4006825 645736	4 006825 645736
Spare Blade	34.054.54	4006825 651386	4 006825 651386
Spare Blade	34.054.55	4006825 631050	4 006825 631050
Spare Blade	34.054.56	4006825 662702	4 006825 662702
Spare Blade	34.054.85	4006825 584509	4 006825 584509
Spare Blade	34.054.86	4006825 635843	4 006825 635843
Spare Blade	34.056.05	4006825 541014	4 006825 541014
Spare Blade	34.056.10	4006825 541038	4 006825 541038
Spare Blade	34.056.60	4006825 605273	4 006825 605273
Spare Blade	34.058.25	4006825 630466	4 006825 630466
Spare Blade	34.058.30	4006825 630480	4 006825 630480
Spare Blade	34.058.50	4006825 638806	4 006825 638806
Spare Blade	34.059.80	4006825 672497	4 006825 672497
Spare Blade	34.059.80	4006825 672473	4 006825 672473
Combination Blade	34.056.50	4006825 605266	4 006825 605266
Combination Blade	34.056.70	4006825 605280	4 006825 605280
Grass Box	34.211.12	4006825 609707	4 006825 609707













<b>SCARIFIERS/AERATORS</b>	DIV.		
	AERATOR ROLLERS		
	SCARIFIER ROLLERS		
	<b>EARTH AUGER</b>		
		<b>LAWN TRIMMERS / LAWN EDGE TRIMMER</b>	
			<b>GROUT CLEANER</b>
		<b>POLE-MOUNTED PRUNERS / MULTIFUNCTIONAL TOOLS</b>	
	CHAINS		
	BARS		
<b>OLIVE AND FRUIT HARVESTER</b>			



Catch Bag	34.055.77	4006825 629699	4 006825 629699
Catch Bag	34.059.40	4006825 658798	4 006825 658798
Catch Box	34.059.60	4006825 667523	4 006825 667523
Aerator Roller	34.055.72	4006825 629675	4 006825 629675
Aerator Roller	34.059.41	4006825 658804	4 006825 658804
Aerator Roller	34.059.61	4006825 667516	4 006825 667516
Aerator Roller	34.211.25	4006825 575156	4 006825 575156
Aerator Roller	34.211.35	4006825 606331	4 006825 606331
Scarifier Roller	34.055.82	4006825 629682	4 006825 629682
Scarifier Roller	34.059.42	4006825 658811	4 006825 658811
Scarifier Roller	34.059.62	4006825 667509	4 006825 667509
Scarifier Roller	34.200.21	4006825 603309	4 006825 603309
Scarifier Roller	34.211.20	4006825 575149	4 006825 575149
Scarifier Roller	34.211.30	4006825 606324	4 006825 606324
Extension (1 m)	34.370.12	4006825 659054	4 006825 659054
Earth Auger (120 mm)	34.370.10	4006825 659030	4 006825 659030
Mortar Mixer	34.370.11	4006825 659047	4 006825 659047
Spare Blades Set for Lawn Trimmers (20 pcs)	34.057.30	4006825 560404	4 006825 560404
Spare Blades Box for PXC Lawn Trimmers (50 p)	34.057.36	4006825 646283	4 006825 646283
Spare Blade	34.051.01	4006825 653533	4 006825 653533
Spare Brush Steel (15 mm)	34.241.00	4006825 569919	4 006825 569919
Spare Brush Nylon (10 mm)	34.241.10	4006825 569926	4 006825 569926
Spare Brushes Steel (10 mm) and Nylon (6 mm)	34.241.15	4006825 660760	4 006825 660760
Brush SOFT (wood/artificial turf)	34.241.21	4006825 646252	4 006825 646252
Brush MEDIUM (stone)	34.241.20	4006825 646245	4 006825 646245
Brush ULTRA (stone)	34.241.22	4006825 646269	4 006825 646269
Side Brush ULTRA (stone)	34.241.26	4006825 660845	4 006825 660845
Spare Chain	45.001.24	4006825 666632	4 006825 666632
Spare Chain	45.001.87	4006825 615463	4 006825 615463
Spare Chain	45.001.88	4006825 606355	4 006825 606355
Spare Chain	45.003.64	4006825 644616	4 006825 644616
Spare Bar	45.001.17	4006825 569100	4 006825 569100
Spare Bar	45.001.54	4006825 666625	4 006825 666625
Spare Bar	45.001.67	4006825 615456	4 006825 615456
Spare Bar	45.001.68	4006825 606348	4 006825 606348
Spare Bar	45.003.63	4006825 644609	4 006825 644609
Replacement Tines	34.052.31	4006825 672886	4 006825 672886

SCARIFIERS/AERATORS										EARTH AUGER	LAWN TRIMMERS	LAWN EDGE TRIMMER	GROUT CLEANER	SURFACE BRUSH	MULTI-FUNCTIONAL TOOLS	POLE-MOUNTED PRUNERS	OLIVE AND FRUIT HARVESTER	
GE-SC 36/35 Li																		
GE-SA 36/35 Li																		
GC-SC 36/31 Li																		
GC-SC 18/28 Li Brushless																		
GE-SA 1640																		
GE-SA 1435																		
GE-SA 1435/1																		
GC-SA 1231/1																		
GC-ES 1231/1																		
GC-SC 4240 P																		
GP-EA 18/150 Li Brushless																		
GE-CT 18 Li																		
GC-CT 18/24 Li																		
GC-CT 18/24 Li P																		
GE-LE 18/190 Li																		
GC-CC 18 Li																		
GC-EG 1410																		
PICOBELLA 18/215																		
GE-LM 36/4in1 Li Brushless																		
GE-HC 18 Li T																		
GC-MM 152 i AS																		
GC-HC 90/2046 T																		
GE-LC 18 Li T																		
GC-IC 18/20 Li T																		
GC-EC 7520 T																		
GE-FS 18/53 Li																		

CHAINSAWS / CHAIN SHARPENERS	CHAINS					
	Part No.	Accessories + Spare Parts No.		Barcode		
	Spare Chain	45.001.71	4006825 548846	4 006825 548846		
	Spare Chain	45.001.72	4006825 600926	4 006825 600926		
	Spare Chain	45.001.73	4006825 663655	4 006825 663655		
	Spare Chain	45.001.74	4006825 673647	4 006825 673647		
	Spare Chain	45.001.76	4006825 548839	4 006825 548839		
	Spare Chain	45.001.92	4006825 663532	4 006825 663532		
	Spare Chain	45.001.93	4006825 664577	4 006825 664577		
	Spare Chain	45.001.96	4006825 632231	4 006825 632231		
	Spare Chain	45.003.13	4006825 663648	4 006825 663648		
	Spare Chain	45.003.20	4006825 578126	4 006825 578126		
	Spare Chain	45.017.54	4006825 607024	4 006825 607024		
	BARS					
	Spare Bar	45.001.51		4006825 548907	4 006825 548907	
	Spare Bar	45.001.56		4006825 548778	4 006825 548778	
	Spare Bar	45.001.58		4006825 663846	4 006825 663846	
	Spare Bar	45.001.63		4006825 672503	4 006825 672503	
	Spare Bar	45.001.91		4006825 663518	4 006825 663518	
	Spare Bar	45.001.94		4006825 664560	4 006825 664560	
	Spare Bar	45.001.97		4006825 632248	4 006825 632248	
	Spare Bar	45.003.32		4006825 546637	4 006825 546637	
	Spare Bar	45.003.44		4006825 594188	4 006825 594188	
	Spare Bar	45.017.53		4006825 607017	4 006825 607017	
	GRINDING DISCS					
	Spare Grinding Wheel 4.5 mm	45.000.71			4006825 548853	4 006825 548853
	Spare Grinding Wheel 3.2 mm	45.000.76			4006825 548860	4 006825 548860
	LEAF BLOWER					
	Spare Grinding Wheel 4.5 mm Professional	45.999.80	4006825 552874		4 006825 552874	
	TILLER					
	Spare Grinding Wheel 3.2 mm Professional	45.999.90		4006825 552881	4 006825 552881	
	SHREDDERS					
	Gutter Cleaning Set	34.335.59		4006825 660906	4 006825 660906	
	SURFACE PUMPS					
	DIVERSE					
	Plow	34.315.20		4006825 663419	4 006825 663419	
	Potato Plow	34.315.30		4006825 663426	4 006825 663426	
	2 Spare Blades	34.059.30		4006825 595680	4 006825 595680	
	3 Spare Blades for REDAXXO 36/25	34.059.31		4006825 672916	4 006825 672916	
	Electronic Flow Switch	41.742.30		4006825 667738	4 006825 667738	
	12 cm Prefilter with Cartridge	41.738.01	4006825 549188	4 006825 549188		
	25 cm Prefilter with Cartridge	41.738.51	4006825 549195	4 006825 549195		
	HOSES					
	4 m Suction Hose with Brass Connectors	41.736.30		4006825 549133	4 006825 549133	
	4 m Suction Hose with Plastic Connectors	41.736.35		4006825 549058	4 006825 549058	
	7 m Suction Hose with Brass Connectors	41.736.40		4006825 549171	4 006825 549171	
	7 m Suction Hose with Plastic Connectors	41.736.45	4006825 549102	4 006825 549102		



# SALES SUPPORT

## POS | SHOP IN SHOP SYSTEM



■ Shop in Shop Concept Power X-Change Garden / Tools, 240 x 160 cm

## PRINT PRODUCTS



■ Flyers / Folders



■ Brochures

## POS | PERMANENT SECONDARY DISPLAYS



■ Modular Display Power X-Change Garden, 120 x 80 cm



■ Cardboard Display Power X-Change Tools, 80 x 60 cm



Wall Display Power X-Change Tools

# GARDEN 2024

Is there anything you´d like to ask us about our products?  
Would you like to order a part?  
Your product isn´t working as it should?  
We´re at your service!  
We´ll get you some help – fast and without any fuss.



**Einhell-Service**  
Eschenstr. 6  
94405 Landau/Isar  
Germany



+ 49 (0) 9951 959 2000



+ 49 (0) 9951 959 1700



**www** [www.einhell-service.de](http://www.einhell-service.de)



**@** [Service-DE@einhell.com](mailto:Service-DE@einhell.com)

**Einhell Germany AG**  
Wiesenweg 22  
94405 Landau / Isar – Germany  
[info@einhell.de](mailto:info@einhell.de) – [www.einhell.de](http://www.einhell.de)